

Seth Sakharam Nemchand Jain Ayurved Rugnalaya, Solapur.
Monthly Report of I.P.D. & Bed Occupancy, Kayachikitsa Dept.
For the month of January 2016 to December 2016

Month	KAYACHIKISTA IN DOOR PATIENTS										Percentage (45 Beds)
	Admit Patients					Bed Occupancy					
	Male	Female	Child		Total	Male	Female	Child		Total	
			Male	Female				Male	Female		
Jan-16	18	21	0	0	39	312	508	0	0	820	58.78
Feb-16	27	27	0	0	54	361	443	0	0	804	61.61
Mar-16	22	21	1	0	44	321	344	3	0	668	47.89
Apr-16	7	17	0	0	24	265	195	0	0	460	34.07
May-16	12	21	0	1	34	132	178	0	4	314	22.51
Jun-16	26	21	0	0	47	317	311	0	0	628	46.52
Jul-16	23	29	0	1	53	252	395	1	14	662	47.46
Aug-16	23	30	1	0	54	524	629	10	0	1163	83.37
Sep-16	23	24	0	0	47	355	349	0	0	704	52.15
Oct-16	18	20	2	0	40	325	365	14	0	704	50.47
Nov-16	33	21	0	1	55	482	502	0	51	1035	76.67
Dec-16	27	33	0	0	60	298	453	0	14	765	54.84
Total	259	285	4	3	551	3944	4672	28	83	8727	52.99

Total Percentage of Bed Occupancy = $8727 \times 100 / 45 / 366 = 52.99$

H.O.D.

R.M.O.

Superintendent

आर. एम. ओ.
शेठ सखाराम नेमचंद आयुर्वेद
रुग्णालय, सोलापूर.


शेठ गोविंदजी रावजी आयुर्वेदिक महाविद्यालय
संलग्न रुग्णालय, सोलापूर.


Seth Sakharam Nemchand Jain Ayurved Rugnalaya, Solapur.
Monthly Report of I.P.D. & Bed Occupancy, Panchakarma Dept.
For the month of January to December 2016

Month	PANCHAKARMA IN DOOR PATIENTS										Percentage (15 Beds)
	Admit Patients					Bed Occupancy					
	Male	Female	Child		Total	Male	Female	Child			
Male			Female	Male				Total			
Jan-16	2	4	0	0	6	252	118	0	0	370	79.57
Feb-16	4	5	0	0	9	109	82	0	0	191	43.91
Mar-16	9	8	0	0	17	58	97	0	0	155	33.33
Apr-16	6	5	0	0	11	57	74	0	0	131	29.11
May-16	3	3	0	0	6	163	89	0	0	252	54.19
Jun-16	4	8	0	0	12	97	76	0	0	173	38.44
Jul-16	7	5	0	0	12	177	137	0	0	314	67.53
Aug-16	5	2	0	0	7	142	145	0	0	287	61.72
Sep-16	7	4	0	0	11	152	91	0	0	243	54.00
Oct-16	2	4	0	0	6	149	147	0	0	296	63.66
Nov-16	4	4	0	0	8	87	153	0	0	240	53.33
Dec-16	6	4	0	0	10	128	106	0	0	234	50.32
Total	59	56	0	0	115	1571	1315	0	0	2886	52.56

Total Percentage of Bed Occupancy :- $2886*100/15/366= 52.56$

H.O.D.


R.M.O.
आर. एम. ओ.
 शेट सखाराम नेमचंद आयुर्वेद
 रुग्णालय, सोलापूर


Superintendent
 प्राचार्य-कम-सुपरिटेण्डेंट
 शेट गोविंदजी रावजी आयुर्वेदिक महाविद्यालय
 संलग्न रुग्णालय, सोलापूर.

Seth Sakharam Nemchand Jain Ayurved Rugnalaya, Solapur.

Monthly Report of I.P.D. & Bed Occupancy, Prasuti Dept.

For the month of January to December 2016

Month	PRASUTI IN DOOR PATIENTS				Percentage (32 Beds)
	Admit Patients		Bed Occupancy		
	Female	Total	Female	Total	
Jan-16	118	118	653	653	65.83
Feb-16	113	113	702	702	75.65
Mar-16	105	105	600	600	60.48
Apr-16	98	98	539	539	56.15
May-16	128	128	685	685	69.05
Jun-16	91	91	579	579	60.31
Jul-16	112	112	738	738	74.40
Aug-16	111	111	741	741	74.70
Sep-16	104	104	599	599	62.40
Oct-16	125	125	775	775	78.13
Nov-16	102	102	650	650	67.71
Dec-16	95	95	651	651	65.63
Total	1302	1302	7912	7912	67.55

Total Percentage of Bed Occupancy :- $7912 \times 100 / 32 \times 366 = 67.55$

H.O.D.

R.M.O.

आर. एम. ओ.

शेठ सखाराम नेमचंद आयुर्वेद
रुग्णालय, सोलापूर.

Superintendent

शेठ गोविंदजी रावजी आयुर्वेदिक महाविद्यालय
संलग्न रुग्णालय, सोलापूर.

Seth Sakharam Nemchand Jain Ayurved Rugnalaya, Solapur.

Monthly Report of I.P.D. & Bed Occupancy, Bairoga Dept.

For the month of January to December 2016

Month	BALROGA IN DOOR PATIENTS						Percentage (10 Beds)
	Admit Patients			Bed Occupancy			
	Male	Female	Total	Male	Female	Total	
Jan-16	25	20	45	154	112	266	85.81
Feb-16	18	31	49	92	199	291	100.34
Mar-16	21	24	45	133	145	278	89.68
Apr-16	12	31	43	55	164	219	73.00
May-16	18	25	43	75	126	201	64.84
Jun-16	14	18	32	65	113	178	59.33
Jul-16	13	20	33	72	96	168	54.19
Aug-16	30	17	47	163	110	273	88.06
Sep-16	20	27	47	100	133	233	77.67
Oct-16	28	30	58	153	162	315	101.61
Nov-16	23	23	46	165	115	280	93.33
Dec-16	17	21	38	126	122	248	80.00
Total	239	287	526	1353	1597	2950	80.60

Total Percentage of Bed Occupancy :- $2950 \times 100 / 10 / 366 = 80.60$

H.O.D.

R.M.O.

आर. एम. ओ.

शेठ सखाराम नेमचंद आयुर्वेद
रुग्णालय, सोलापूर.

Superintendent

प्रचार्य-कम-सुपरिन्टेंडेंट
शेठ गोविंदजी रावजी आयुर्वेदिक महाविद्यालय
संलग्न रुग्णालय, सोलापूर.

Seth Sakharam Nemchand Jain Ayurved Rugnalaya, Solapur.

Monthly Report of I.P.D. & Bed Occupancy, Shalya Dept.


For the month of January to December 2016

Month	SHALYA IN DOOR PATIENTS										Percentage (20 Beds)
	Admit Patients					Bed Occupancy					
	Male	Female	Child		Total	Male	Female	Child		Total	
			Male	Female				Male	Female		
Jan-16	6	11	0	1	18	87	277	0	13	377	60.81
Feb-16	2	7	0	2	11	80	218	0	32	330	56.90
Mar-16	4	11	0	0	15	105	229	0	28	362	58.39
Apr-16	1	5	0	2	8	36	196	20	22	274	45.67
May-16	1	6	0	0	7	11	38	0	0	49	7.90
Jun-16	4	17	0	3	24	47	291	0	44	382	63.67
Jul-16	6	17	0	0	23	91	237	0	16	344	55.48
Aug-16	8	11	0	2	21	154	289	0	25	468	75.48
Sep-16	4	1	2	1	8	131	170	48	10	359	59.83
Oct-16	3	7	0	0	10	93	133	50	0	276	44.52
Nov-16	6	9	0	0	15	46	96	0	0	142	23.67
Dec-16	6	12	0	0	18	189	319	0	0	508	81.94
Total	51	114	2	11	178	1070	2493	118	190	3871	52.88

Total Percentage of Bed Occupancy :- $3871 \times 100 / 20 / 366 = 52.88$

H.O.D.


R.M.O.
 आर. एम. ओ.
 शेट सखाराम नेमचंद आयुर्वेद
 रुग्णालय, सोलापूर.


Superintendent
 प्राध्याय-कम-सुपरिटेण्डंट
 शेट गोविंदजी रावजी आयुर्वेदिक महाविद्यालय
 संलग्न रुग्णालय, सोलापूर.

Seth Sakharam Nemchand Jain Ayurved Rugnalaya, Solapur.

Monthly Report of I.P.D. & Bed Occupancy, Shalakyia Dept.

For the month of January to December 2016

Month	SHALAKYA IN DOOR PATIENTS										Percentage (22 Beds)
	Admit Patients					Bed Occupancy					
	Male	Female	Child		Total	Male	Female	Child		Total	
			Male	Female				Male	Female		
Jan-16	29	33	0	2	64	173	194	0	20	387	56.74
Feb-16	16	42	0	5	63	77	222	0	36	335	52.51
Mar-16	18	31	0	3	52	123	174	0	22	319	46.77
Apr-16	23	35	0	5	63	129	274	0	41	444	67.27
May-16	14	25	0	1	40	137	207	0	6	350	51.32
Jun-16	15	41	0	5	61	87	257	0	39	383	58.03
Jul-16	31	31	0	5	67	220	215	0	51	486	71.26
Aug-16	22	40	0	2	64	173	309	0	15	497	72.87
Sep-16	14	15	4	2	35	111	115	29	13	268	40.61
Oct-16	7	14	0	1	22	59	113	0	7	179	26.25
Nov-16	23	28	2	1	54	161	231	8	9	409	61.97
Dec-16	18	23	3	3	47	140	177	33	28	378	55.43
Total	230	358	9	35	632	1590	2488	70	287	4435	55.08

Total Percentage of Bed Occupancy :- $4435 \times 100 / 22 / 366 = 55.08$

H.O.D.

R.M.O.

Superintendent

आर. एम. ओ.
शेठ सखाराम नेमचंद आयुर्वेद
संगणालय, सोलापूर.

प्राचार्य-कर्म-सुपरिस्टेण्ट
शेठ गोविंदजी रावजी आयुर्वेदिक महाविद्यालय
संगणालय, सोलापूर.

Seth Sakharam Nemchand Jain Ayurved Rugnalaya, Solapur.

Monthly Report of I.P.D. & Bed Occupancy Hospital.

For the month of January 2016 to December 2016

Month	HOSPITAL IN DOOR PATIENTS						
	Bed Occupancy						
	Kayachikitsa	Panchakarma	Prasuti	Balroga	Shalya	Shalakyia	Total
Jan-16	820	370	653	266	377	387	2873
Feb-16	804	191	702	291	330	335	2653
Mar-16	668	155	600	278	362	319	2382
Apr-16	460	131	539	219	274	444	2067
May-16	314	252	685	201	49	350	1851
Jun-16	628	173	579	178	382	383	2323
Jul-16	662	314	738	168	344	486	2712
Aug-16	1163	287	741	273	468	497	3429
Sep-16	704	243	599	233	359	268	2406
Oct-16	704	296	775	315	276	179	2545
Nov-16	1035	240	650	280	142	409	2756
Dec-16	765	234	651	248	508	378	2784
Total	8727	2886	7912	2950	3871	4435	30781

Total Percentage of Bed Occupancy :- $30781 \times 100 / 144 \times 366 = 58.40$



R.M.O.

आर. एम. ओ.

शेठ सखाराम नेमचंद आयुर्वेद

समाचार संपादन


Superintendent

शेठ गोविंदजी रावजी आयुर्वेदिक महाविद्यालय
संलग्न रुग्णालय, सोलापूर.