

Seth Sakharam Nemchand Jain Ayurved Rugnalaya, Solapur.  
 Monthly Report of I.P.D. & Bed Occupancy, Kayachikitsa Dept.  
 For the month of January 2017 to December 2017

Month	KAYACHIKISTA IN DOOR PATIENTS										Percentage (45 Beds)
	Admit Patients					Bed Occupancy					
	Male	Female	Child		Total	Male	Female	Child		Total	
			Male	Female				Male	Female		
Jan-17	19	33	0	0	52	226	495	0	0	721	51.68
Feb-17	19	20	0	1	40	193	286	0	2	481	38.17
Mar-17	14	23	1	1	39	256	327	9	10	602	43.15
Apr-17	17	24	1	0	42	143	327	53	0	523	38.74
May-17	23	28	2	1	54	336	353	26	15	730	52.33
Jun-17	15	28	0	0	43	276	397	11	0	684	50.67
Jul-17	13	25	1	0	39	115	526	1	0	642	46.02
Aug-17	19	17	3	1	40	192	385	22	7	606	43.44
Sep-17	12	21	2	1	36	197	401	2	62	662	49.04
Oct-17	17	33	0	0	50	153	445	0	42	640	45.88
Nov-17	24	38	1	0	63	285	335	7	5	632	46.81
Dec-17	14	31	0	1	46	271	532	0	21	824	59.07
Total	206	321	11	6	544	2643	4809	131	164	7747	47.17

Total Percentage of Bed Occupancy =  $7747 * 100 / 45 / 365 = 47.17$

H.O.D.  
**Principal**  
 Seth Govindji Raoji Ayurved  
 Mahavidyalaya, Solapur.


आर. एम. ओ.  
 R.M.O.  
 शोध सखाराम नेमचंद जायुर्वेदिक  
 रुग्णालय, सोलापूर.


प्रमुख उपस्थिति  
 प्रमुख उपस्थिति  
 शोध गोविंदजी रावजी जायुर्वेदिक  
 महाविद्यालय संलग्न रुग्णालय, सोलापूर.


**Seth Sakharam Nemchand Jain Ayurved Rugnalaya, Solapur.**  
**Monthly Report of I.P.D. & Bed Occupancy, Panchakarma Dept.**  
**For the month of January to December 2017**

Month	PANCHAKARMA IN DOOR PATIENTS										Percentage (15 Beds)
	Admit Patients					Bed Occupancy					
	Male	Female	Child		Total	Male	Female	Child		Total	
			Male	female				Male	female		
Jan-17	7	2	1	0	10	51	70	4	0	125	26.88
Feb-17	6	6	0	0	12	106	89	0	0	195	46.43
Mar-17	4	1	0	0	5	60	25	0	0	85	18.28
Apr-17	2	6	0	0	8	18	54	0	0	72	16.00
May-17	2	1	0	0	3	32	80	0	0	112	24.09
Jun-17	3	3	0	0	6	12	39	0	0	51	11.33
Jul-17	2	3	0	0	5	31	86	0	0	117	25.16
Aug-17	1	2	0	0	3	11	69	0	0	80	17.20
Sep-17	2	2	0	0	4	9	32	0	0	41	9.11
Oct-17	5	4	0	0	9	82	21	0	0	103	22.15
Nov-17	1	4	0	0	5	30	40	0	0	70	15.56
Dec-17	5	6	0	0	11	72	122	0	0	194	41.72
<b>Total</b>	<b>40</b>	<b>40</b>	<b>1</b>	<b>0</b>	<b>81</b>	<b>514</b>	<b>727</b>	<b>4</b>	<b>0</b>	<b>1245</b>	<b>22.74</b>

**Total Percentage of Bed Occupancy :-1245\*100/15/365= 22.74**

  
**H.O.D.**  
**Principal**  
**Seth Govindji Raoji Ayurved**  
**Mahavidyalaya, Solapur.**

  
**R.M.O. ओ.**  
**शेठ सखाराम नेमचंद आयुर्वेदिक**  
**रुग्णालय, सोलापूर.**

  
**Superintendent**  
**शेठ गोविंदजी रावजी आयुर्वेदिक**  
**महाविद्यालय संलग्न रुग्णालय, सोलापूर.**

Seth Sakharam Nemchand Jain Ayurved Rugnalaya, Solapur.

Monthly Report of I.P.D. & Bed Occupancy, Prasuti Dept.

For the month of January to December 2017

Month	PRASUTI IN DOOR PATIENTS				Percentage (32 Beds)
	Admit Patients		Bed Occupancy		
	Female	Total	Female	Total	
Jan-17	93	93	671	671	67.64
Feb-17	95	95	740	740	79.74
Mar-17	90	90	719	719	72.48
Apr-17	101	101	854	854	88.96
May-17	102	102	737	737	74.29
Jun-17	79	79	606	606	63.13
Jul-17	107	107	739	739	74.50
Aug-17	76	76	547	547	55.14
Sep-17	106	106	748	748	77.92
Oct-17	122	122	775	775	78.13
Nov-17	97	97	696	696	72.50
Dec-17	73	73	622	622	62.70
<b>Total</b>	<b>1141</b>	<b>1141</b>	<b>8454</b>	<b>8454</b>	<b>72.38</b>

Total Percentage of Bed Occupancy :-  $8454 \times 100 / 32 \times 365 = 72.38$

H.O.D.

Principal

Seth Govindji Raoji Ayurved  
Mahavidyalaya, Solapur.

आर. र. म. डी.

शेठ सखाराम नेमचंद आयुर्वेदिक  
रुग्णालय, सोलापूर.

Superintendent

शेठ गोविंदजी रावजी आयुर्वेदिक  
महाविद्यालय मंगलम रुग्णालय, सोलापूर.

**Seth Sakharam Nemchand Jain Ayurved Rugnalaya, Solapur.**  
**Monthly Report of I.P.D. & Bed Occupancy, Balroga Dept.**  
**For the month of January to December 2017**

Month	BALROGA IN DOOR PATIENTS						Percentage (10 Beds)
	Admit Patients			Bed Occupancy			
	Male	Female	Total	Male	Female	Total	
Jan-17	15	18	33	84	127	211	68.06
Feb-17	33	14	47	219	101	320	110.34
Mar-17	17	21	38	129	116	245	79.03
Apr-17	25	25	50	195	179	374	124.67
May-17	20	21	41	100	99	199	64.19
Jun-17	17	19	36	120	108	228	76.00
Jul-17	26	25	51	155	182	337	108.71
Aug-17	22	17	39	138	132	270	87.10
Sep-17	32	24	56	252	140	392	130.67
Oct-17	28	38	66	175	267	442	142.58
Nov-17	26	26	52	183	159	342	114.00
Dec-17	21	23	44	171	159	330	106.45
<b>Total</b>	<b>282</b>	<b>271</b>	<b>553</b>	<b>1921</b>	<b>1769</b>	<b>3690</b>	<b>101.10</b>

**Total Percentage of Bed Occupancy :-  $2582 \times 100 / 10 / 365 = 101.10$**

H.O.D.

**Principal**

**Seth Govindji Raoji Ayurved  
Mahavidyalaya, Solapur.**

R.M.O.  
आर. एम. ओ.

शेठ सखाराम नेमचंद आयुर्वेदिक  
रुग्णालय, सोलापूर.


Superintendent

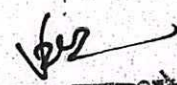
शेठ गोविंदजी रावजी आयुर्वेदिक  
महाविद्यालय संलग्न रुग्णालय, मोलापूर

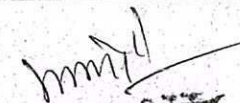
**Seth Sakharam Nemchand Jain Ayurved Rugnalaya, Solapur.**  
**Monthly Report of I.P.D. & Bed Occupancy, Shalya Dept.**  
**For the month of January to December 2017**

Month	SHALYA IN DOOR PATIENTS										Percentage (20 Beds)
	Admit Patients					Bed Occupancy					
	Male	Female	Child		Total	Male	Female	Child		Total	
			Male	Female				Male	Female		
Jan-17	7	13	0	0	20	67	156	0	0	223	35.97
Feb-17	7	15	1	0	23	82	199	16	0	297	53.04
Mar-17	9	5	0	0	14	134	139	8	0	281	45.32
Apr-17	6	18	1	0	25	95	184	15	0	294	49.00
May-17	9	9	0	1	19	151	254	0	9	414	66.77
Jun-17	7	10	1	2	20	123	201	11	43	378	63.00
Jul-17	6	7	0	0	13	140	185	0	51	376	60.65
Aug-17	8	10	1	0	19	183	241	1	0	425	68.55
Sep-17	9	9	0	0	18	191	254	0	0	445	74.17
Oct-17	7	12	1	0	20	200	221	22	0	443	71.45
Nov-17	9	10	0	0	19	148	200	0	0	348	58.00
Dec-17	5	7	0	0	12	154	153	0	0	307	49.52
<b>Total</b>	<b>89</b>	<b>125</b>	<b>5</b>	<b>3</b>	<b>222</b>	<b>1688</b>	<b>2387</b>	<b>73</b>	<b>103</b>	<b>4231</b>	<b>57.96</b>

**Total Percentage of Bed Occupancy :-  $4231 \times 100 / 20 / 365 = 57.96$**

H.O.D.   
**Principal**  
**Seth Govindji Raoji Ayurved**  
**Mahavidyalaya, Solapur.**

  
**आर. एम.आर.ओ.**  
**शेठ सखाराम नैचंद आयुर्वेदिक**  
**रुग्णालय, सोलापूर.**

  
**Superintendent**  
**शेठ गोविंदजी रावजी आयुर्वेदिक**  
**महाविद्यालय संलग्न रुग्णालय, सोलापूर.**


**Seth Sakharam Nemchand Jain Ayurved Rugnalaya, Solapur.**  
**Monthly Report of I.P.D. & Bed Occupancy, Shalakyia Dept.**  
**For the month of January to December 2017**

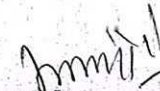
Month	SHALAKYA IN DOOR PATIENTS										Percentage (22 Beds)
	Admit Patients					Bed Occupancy					
	Male	Female	Child		Total	Male	Female	Child		Total	
			Male	Female				Male	Female		
Jan-17	27	33	0	1	61	119	157	0	2	278	40.76
Feb-17	19	34	6	0	59	136	234	38	0	408	66.23
Mar-17	23	20	5	2	50	169	168	40	13	390	57.18
Apr-17	16	29	3	3	51	144	199	19	17	379	57.42
May-17	17	17	1	2	37	148	175	19	23	365	53.52
Jun-17	25	35	2	2	64	174	262	17	29	482	73.03
Jul-17	21	31	1	2	55	167	207	6	20	400	58.65
Aug-17	17	25	3	2	47	139	220	22	24	405	59.38
Sep-17	19	26	4	0	49	175	186	39	0	400	60.61
Oct-17	10	29	0	0	39	76	175	0	0	251	36.80
Nov-17	28	37	2	1	68	201	268	15	10	494	74.85
Dec-17	36	23	2	2	63	212	153	10	28	403	59.09
<b>Total</b>	<b>258</b>	<b>339</b>	<b>29</b>	<b>17</b>	<b>643</b>	<b>1860</b>	<b>2404</b>	<b>225</b>	<b>166</b>	<b>4655</b>	<b>57.97</b>

**Total Percentage of Bed Occupancy :-  $4655 \times 100 / 22 / 365 = 57.97$**

H.O.D.

**Principal**  
**Seth Govindji Raoji Ayurved**  
**Mahavidyalaya, Solapur.**

  
**आर. म.ओ.**  
 शेष सखाराम नेमचंद आयुर्वेदिक  
 रुग्णालय, सोलापूर.

  
**Superintendent**  
 शेष गोविंदजी रावजी आयुर्वेदिक  
 महाविद्यालय संलग्न रुग्णालय, सोलापूर.


**Seth Sakharam Nemchand Jain Ayurved Rugnalaya, Solapur.**


**Monthly Report of I.P.D. & Bed Occupancy Hospital.**

**For the month of January 2016 to December 2017**

Month	HOSPITAL IN DOOR PATIENTS						
	Bed Occupancy						
	Kayachikitsa	Panchakarma	Prasuti	Balroga	Shalya	Shalakyia	Total
Jan-17	721	125	671	211	223	278	2229
Feb-17	481	195	740	320	297	408	2441
Mar-17	602	85	719	245	281	390	2322
Apr-17	523	72	854	374	294	379	2496
May-17	730	112	737	199	414	365	2557
Jun-17	684	51	606	228	378	482	2429
Jul-17	642	117	739	337	376	400	2611
Aug-17	606	80	547	270	425	405	2333
Sep-17	662	41	748	392	445	400	2688
Oct-17	640	103	775	442	443	251	2654
Nov-17	632	70	696	342	348	494	2582
Dec-17	824	194	622	330	307	403	2680
<b>Total</b>	<b>7747</b>	<b>1245</b>	<b>8454</b>	<b>3690</b>	<b>4231</b>	<b>4655</b>	<b>30022</b>

**Total Percentage of Bed Occupancy :-  $30022 \times 100 / 144 \times 365 = 57.11$**

  
R.M.O.  
शेठ सखाराम नेमचंद आयुर्वेदिक  
रुग्णालय, सोलापूर.  
**Principal**  
Seth Govindji Raoji Ayurved  
Mahavidyalaya, Solapur.

  
Superintendent  
शेठ गोविंदजी रावजी आयुर्वेदिक  
महाविद्यालय संलग्न रुग्णालय, सोलापूर.