



Seth Sakharam Nemchand Jain Ayurved Rugnalaya, Solapur.
Monthly Report of I.P.D. & Bed Occupancy, Kayachikitsa Dept.
For the month of January 2019 to December 2019

- Month	KAYACHIKISTA IN DOOR PATIENTS										Percentage (40 Beds)
	Admit Patients					Bed Occupancy					
	Male	Female	Child		Total	Male	Female	Child		Total	
			Male	Female				Male	Female		
Jan-19	17	30	0	0	47	205	412	0	0	617	49.76
Feb-19	13	30	0	0	43	204	325	0	0	529	47.23
Mar-19	17	28	0	0	45	182	371	0	0	553	44.60
Apr-19	4	21	0	0	25	25	429	0	0	454	37.83
May-19	8	23	0	0	31	48	209	0	0	257	20.73
Jun-19	17	29	0	0	46	215	341	0	0	556	46.33
Jul-19	20	28	0	1	49	228	396	0	15	639	51.53
Aug-19	16	18	0	1	35	245	251	0	8	504	40.65
Sep-19	17	16	0	1	34	325	243	0	29	597	49.75
Oct-19	11	14	0	0	25	166	145	0	4	315	25.40
Nov-19	9	18	1	0	28	54	230	2	0	286	23.83
Dec-19	21	31	0	0	52	217	501	0	23	741	59.76
Total	170	286	1	3	460	2114	3853	2	79	6048	41.42

Total Percentage of Bed Occupancy = $6048 \times 100 / 40 / 365 = 41.42$

H.O.D.


R.M.O.
आर. एम. ओ.
 शेत सखाराम नेमचंद आयुर्वेद
 रणालय, सोलापूर.


Superintendent
 प्राचार्य-कम-सुपरिन्टेंडेंट
 शेत गोविंदजी रावजी आयुर्वेदिक महाविद्यालय
 संलग्न रुग्णालय, सोलापूर.


Seth Sakharam Nemchand Jain Ayurved Rugnalaya, Solapur.
Monthly Report of I.P.D. & Bed Occupancy, Panchakarma Dept.
For the month of January 2019 to December 2019

Month	PANCHAKARMA IN DOOR PATIENTS										Percentage (12 Beds)
	Admit Patients					Bed Occupancy					
	Male	Female	Male Child	Female Child	Total	Male	Female	Male Child	Female Child	Total	
Jan-19	4	11	0	0	15	30	86	0	0	116	31.18
Feb-19	4	12	0	0	16	69	64	0	0	133	39.58
Mar-19	4	12	0	0	16	104	116	0	0	220	59.14
Apr-19	2	9	0	0	11	35	42	0	0	77	21.39
May-19	1	2	0	0	3	7	12	0	0	19	5.11
Jun-19	2	5	0	0	7	9	10	0	0	19	5.28
Jul-19	4	10	0	0	14	19	27	0	0	46	12.37
Aug-19	6	5	0	0	11	59	41	0	0	100	26.88
Sep-19	0	9	0	0	9	58	51	0	0	109	30.28
Oct-19	3	6	0	0	9	20	32	0	0	52	13.98
Nov-19	0	6	0	0	6	0	30	0	0	30	8.33
Dec-19	4	9	0	0	13	18	34	0	0	52	13.98
Total	34	96	0	0	130	428	545	0	0	973	22.21
Total Percentage of Bed Occupancy :-973*100/12/365 = 22.21											

H.O.D.


R.M.O.

आर. एम. ओ.
शेठ सखाराम नेमचंद आयुर्वेद
संस्थालय, सोलापूर.


प्राचार्य-कम-सुपरिटेण्डेंट
शेठ गोविंदराव विद्यालय
संलग्न रुग्णालय, सोलापूर.
Superintendent

Seth Sakharam Nemchand Jain Ayurved Rugnalaya, Solapur.

Monthly Report of I.P.D. & Bed Occupancy, Prasuti Dept.

For the month of January 2019 to December 2019

Month	PRASUTI IN DOOR PATIENTS						Percentage (22 Beds)
	Admit Patients			Bed Occupancy			
	Female	Female Child	Total	Female	Female Child	Total	
Jan-19	91	0	91	577	0	577	84.60
Feb-19	76	0	76	471	0	471	76.46
Mar-19	88	0	88	655	0	655	96.04
Apr-19	111	0	111	662	0	662	100.30
May-19	116	0	116	709	0	709	103.96
Jun-19	92	0	92	563	0	563	85.30
Jul-19	99	0	99	632	0	632	92.67
Aug-19	101	0	101	602	0	602	88.27
Sep-19	98	0	98	585	0	585	88.64
Oct-19	100	0	100	574	0	574	84.16
Nov-19	116	0	116	603	0	603	91.36
Dec-19	103	0	103	575	0	575	84.31
Total	1191	0	1191	7208	0	7208	89.76

Total Percentage of Bed Occupancy :- $7208 \times 100 / 22 / 365 = 89.76$

H.O.D.


R.M.O.
आर. एम. ओ.

शेठ सखाराम नेमचंद आयुर्वेद
रुग्णालय, सोलापूर


प्रकार्य-कम-सुपरिटेण्डेंट
शेठ प्रविंदी हावर्डे आयुर्वेद रुग्णालय
Superintendent
संलग्न रुग्णालय, सोलापूर.

Seth Sakharam Nemchand Jain Ayurved Rugnalaya, Solapur.
Monthly Report of I.P.D. & Bed Occupancy, Balroga Dept.
For the month of January 2019 to December 2019

Month	BALROGA IN DOOR PATIENTS						Percentage (10 Beds)
	Admit Patients			Bed Occupancy			
	Male	Female	Total	Male	Female	Total	
Jan-19	22	18	40	144	105	249	80.32
Feb-19	13	14	27	61	80	141	48.62
Mar-19	26	24	50	133	97	230	74.19
Apr-19	26	27	53	94	125	219	73.00
May-19	14	29	43	96	166	262	84.52
Jun-19	26	19	45	142	91	233	77.67
Jul-19	27	20	47	157	100	257	82.90
Aug-19	21	23	44	135	109	244	78.71
Sep-19	21	20	41	98	90	188	62.67
Oct-19	31	25	56	129	128	257	82.90
Nov-19	26	24	50	158	149	307	102.33
Dec-19	32	16	48	175	85	260	83.87
Total	285	259	544	1522	1325	2847	78.00
Total Percentage of Bed Occupancy :-2847*100/10/365 =78.00							

H.O.D.


R.M.O.
आर. एम. ओ.

शेठ सखाराम नेमचंद आयुर्वेद
रुग्णालय, सोलापूर.


प्राचार्य-कम-सुपरिटेण्डेंट
शेठ गेवईलजी रावजी आयुर्वेदिक महाविद्यालय
सुपरिण्टेंडेंट
सलमन रुग्णालय, सोलापूर.


Seth Sakharam Nemchand Jain Ayurved Rugnalaya, Solapur.
Monthly Report of I.P.D. & Bed Occupancy, Shalya Dept.
For the month of January 2019 to December 2019

Month	SHALYA IN DOOR PATIENTS										Percentage (10 Beds)
	Admit Patients					Bed Occupancy					
	Male	Female	Child		Total	Male	Female	Child		Total	
			Male	Female				Male	Female		
Jan-19	3	13	1	0	17	49	248	15	26	338	109.03
Feb-19	6	11	2	0	19	78	174	20	0	272	97.14
Mar-19	9	8	0	0	17	98	96	5	0	199	64.19
Apr-19	3	4	0	1	8	88	59	0	14	161	53.67
May-19	6	6	0	0	12	54	59	0	0	113	36.45
Jun-19	3	7	1	1	12	77	122	14	12	225	75.00
Jul-19	11	6	1	1	19	141	128	33	14	316	101.94
Aug-19	5	13	1	0	19	165	210	19	6	400	129.03
Sep-19	4	4	0	0	8	49	141	8	0	198	66.00
Oct-19	7	15	0	1	23	112	195	0	15	322	103.87
Nov-19	1	5	0	0	6	110	163	0	17	290	96.67
Dec-19	9	4	0	0	13	145	188	0	0	333	107.42
Total	67	96	6	4	173	1166	1783	114	104	3167	86.77

Total Percentage of Bed Occupancy :- $3167 \times 100 / 10 / 365 = 86.77$

H.O.D.


R.M.O.
आर. एम. ओ.
 शेत सखाराम नेमचंद आयुर्वेद
 रणालय, सोलापूर.


प्राचार्य-कम-सुपरिटेण्डेंट
शेत गोविंदजी रावजी आयुर्वेदिक महाविद्यालय
Superintendent

Seth Sakharam Nemchand Jain Ayurved Rugnalaya, Solapur.
Monthly Report of I.P.D. & Bed Occupancy, Shalaky Dept.
For the month of January 2019 to December 2019

Month	SHALAKYA IN DOOR PATIENTS										Percentage (10 Beds)
	Admit Patients					Bed Occupancy					
	Male	Female	Child		Total	Male	Female	Child		Total	
			Male	Female				Male	Female		
Jan-19	6	28	1	1	36	51	143	22	22	238	76.77
Feb-19	18	23	1	1	43	136	211	2	16	365	130.36
Mar-19	14	26	3	1	44	88	150	20	9	267	86.13
Apr-19	12	25	0	2	39	75	148	6	8	237	79.00
May-19	15	23	3	3	44	79	136	23	20	258	83.23
Jun-19	9	21	0	0	30	66	135	0	0	201	67.00
Jul-19	11	31	1	0	43	76	171	10	0	257	82.90
Aug-19	10	25	0	0	35	67	184	0	0	251	80.97
Sep-19	17	16	0	0	33	97	87	0	0	184	61.33
Oct-19	7	11	4	0	22	47	57	36	0	140	45.16
Nov-19	12	24	0	1	37	71	137	0	1	209	69.67
Dec-19	6	16	0	2	24	46	109	0	14	169	54.52
Total	137	269	13	11	430	899	1668	119	90	2776	76.05

Total Percentage of Bed Occupancy :-2776*100/10/365 = 76.05

H.O.D.

R.M.O.

आर. एम. ओ.

शेठ सखाराम नेमचंद आयुर्वेद
रुग्णालय, सोलापूर.

प्राचार्य कम-सुपरिटेण्डेंट

शेठ गोविंदजी रावजी आयुर्वेदिक महाविद्यालय
सोलापूर रुग्णालय, सोलापूर.

Superintendent

Seth Sakharam Nemchand Jain Ayurved Rugnalaya, Solapur.

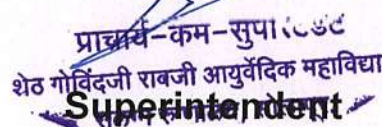
Monthly Report of I.P.D. & Bed Occupancy Hospital.

For the month of January 2019 to December 2019

Month	HOSPITAL IN DOOR PATIENTS						
	Bed Occupancy						
	Kayachikitsa	Panchakarma	Prasuti	Balroga	Shalya	Shalakyia	Total
Jan-19	617	116	577	249	338	238	2135
Feb-19	529	133	471	141	272	365	1911
Mar-19	553	220	655	230	199	267	2124
Apr-19	454	77	662	219	161	237	1810
May-19	257	19	709	262	113	258	1618
Jun-19	556	19	563	233	225	201	1797
Jul-19	639	46	632	257	316	257	2147
Aug-19	504	100	602	244	400	251	2101
Sep-19	597	109	585	188	198	184	1861
Oct-19	315	52	574	257	322	140	1660
Nov-19	286	30	603	307	290	209	1725
Dec-19	741	52	575	260	333	169	2130
Total	6048	973	7208	2847	3167	2776	23019

Total Percentage of Bed Occupancy :- $23019 * 100 / 104 / 365 = 60.64$


A.R. M.H.O. ओ.
शेठ सखाराम नेमचंद आयुर्वेद
रुग्णालय, सोलापूर.


प्राचार्य-कम-सुपा. १०७८
शेठ गोविंदजी रावजी आयुर्वेदिक महाविद्यालय
Superintendent

Seth Sakharam Nemchand Jain Ayurved Hospital, Solapur

In Door Patients (IPD)

For the month of January 2019 to December 2019

Month	Kayachikitsa Dept.			Panchakarma Dept.			Prasuti Dept.			Balrog Dept.			Shalya Dept.			Shalakya Dept.			Total		
	New	Old	Total	New	Old	Total	New	Old	Total	New	Old	Total	New	Old	Total	New	Old	Total	New	Old	Total
Jan-19	47	570	617	15	101	116	91	486	577	40	209	249	17	321	338	36	202	238	246	1889	2135
Feb-19	43	486	529	16	117	133	76	395	471	27	114	141	19	253	272	43	322	365	224	1687	1911
Mar-19	45	508	553	16	204	220	88	567	655	50	180	230	17	182	199	44	223	267	260	1864	2124
Apr-19	25	429	454	11	66	77	111	551	662	53	166	219	8	153	161	39	198	237	247	1563	1810
May-19	31	226	257	3	16	19	116	593	709	43	219	262	12	101	113	44	214	258	249	1369	1618
Jun-19	46	510	556	7	12	19	92	471	563	45	188	233	12	213	225	30	171	201	232	1565	1797
Jul-19	49	590	639	14	32	46	99	533	632	47	210	257	19	297	316	43	214	257	271	1876	2147
Aug-19	35	469	504	11	89	100	101	501	602	44	200	244	19	381	400	35	216	251	245	1856	2101
Sep-19	34	563	597	9	100	109	98	487	585	41	147	188	8	190	198	33	151	184	223	1638	1861
Oct-19	25	290	315	9	43	52	100	474	574	56	201	257	23	299	322	22	118	140	235	1425	1660
Nov-19	28	258	286	6	24	30	116	487	603	50	257	307	6	284	290	37	172	209	243	1482	1725
Dec-19	52	689	741	13	39	52	103	472	575	48	212	260	13	320	333	24	145	169	253	1877	2130
total	460	5588	6048	130	843	973	1191	6017	7208	544	2303	2847	173	2994	3167	430	2346	2776	2928	20091	23019

AR.M.O.

शेठ सखाराम नेमचंद आयुर्वेद
रुग्णालय, सोलापूर.

प्राचार्य कम-सुधाकर
शेठ गोविंदजी रावजी आयुर्वेदिक महाविद्यालय
Superintendent