

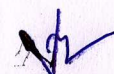
Seth Sakharam Nemchand Jain Ayurved Rugnalaya, Solapur.


Monthly Report of O.P.D. Kayachikitsa Dept.

For the month of January to December 2016

Month	KAYACHIKISTA OUT DOOR PATIENTS										
	New Patients					Old Patients					Total Patients
	Male	Female	Child		Total	Male	Female	Child		Total	
			Male	Female				Male	Female		
Jan-16	481	581	0	4	1066	274	310	0	1	585	
Feb-16	483	597	0	17	1097	452	626	0	7	1085	2182
Mar-16	433	469	0	10	912	482	598	0	7	1087	1999
Apr-16	303	320	0	10	633	484	559	0	2	1045	1678
May-16	184	290	0	15	489	445	517	0	0	962	1451
Jun-16	376	376	0	10	762	474	636	0	11	1121	1883
Jul-16	412	418	3	6	839	441	624	2	5	1072	1911
Aug-16	431	470	3	6	910	463	615	2	7	1087	1997
Sep-16	367	323	6	8	704	391	486	6	2	885	1589
Oct-16	339	364	7	10	720	470	485	4	7	966	1686
Nov-16	490	584	10	4	1088	458	588	5	4	1055	2143
Dec-16	343	480	5	2	830	471	668	5	5	1149	1979
Total	4642	5272	34	102	10050	5305	6712	24	58	12099	22149

H.O.D.


 आर.म.ओ.
 शेट सखाराम नेमचंद आयुर्वेद


 Superintendent
 प्राध्यापक-कम-सुपरिण्टेंडेंट
 शेट गोविंदजी रावजी आयुर्वेदिक महाविद्यालय


Seth Sakharam Nemchand Jain Ayurved Rugnalaya, Solapur.


Monthly Report of O.P.D. Panchakarma Dept.

For the month of January to December 2016

Month	Panchakarma OUT DOOR PATIENTS										
	New Patients					Old Patients					Total Patients
	Male	Female	Child		Total	Male	Female	Child		Total	
			Male	Female				Male	Female		
Jan-16	132	130	0	0	262	104	126	0	0	230	
Feb-16	113	130	0	0	243	194	323	0	0	517	760
Mar-16	133	173	0	0	306	189	374	0	0	563	869
Apr-16	165	146	0	0	311	168	237	0	0	405	716
May-16	185	187	0	0	372	130	102	0	0	232	604
Jun-16	87	104	0	0	191	107	91	0	0	198	389
Jul-16	155	135	0	0	290	96	86	0	0	182	472
Aug-16	163	140	0	0	303	127	140	0	0	267	570
Sep-16	128	112	0	0	240	115	105	0	0	220	460
Oct-16	82	81	0	0	163	102	111	0	0	213	376
Nov-16	31	28	0	0	59	44	57	0	0	101	160
Dec-16	75	67	0	0	142	71	66	0	0	137	279
Total	1449	1433	0	0	2882	1447	1818	0	0	3265	6147

H.O.D.


R.M.O.ओ.
 शेत सखाराम नेमचंद आयुर्वेद


Superintendent
 शेत गोविंदजी रावजी आयुर्वेदिक महाविद्यालय
 संलग्न रुग्णालय, सोलापूर.

Seth Sakharam Nemchand Jain Ayurved Rugnalaya, Solapur.

Monthly Report of O.P.D. Prasuti Dept.

For the month of January to December 2016

Month	PRASUTI OUT DOOR PATIENTS								
	New Patients				Old Patients				Total Patients
	Male	Female	Child	Total	Male	Female	Child	Total	
Jan-16	0	499	0	499	0	376	0	376	875
Feb-16	0	330	0	330	0	526	0	526	856
Mar-16	0	348	0	348	0	649	0	649	997
Apr-16	0	252	0	252	0	594	0	594	846
May-16	0	339		339	0	542	0	542	881
Jun-16	0	315	0	315	0	541	0	541	856
Jul-16	0	294	0	294	0	543	0	543	837
Aug-16	0	303	0	303	0	618	0	618	921
Sep-16	0	276	1	277	0	585	1	586	863
Oct-16	0	204	0	204	0	577	0	577	781
Nov-16	0	238	2	240	0	565	0	565	805
Dec-16	0	277	2	279	0	576	2	578	857
Total	0	3675	5	3680	0	6692	3	6695	10375

H.O.D.

R.M.O.

आर. एम. ओ.
शेठ सखाराम नेमचंद आयुर्वेद
रुग्णालय, सोलापूर.

Superintendent

प्रचार्य-कम-सुपरिटेण्डेंट
शेठ गोविंदजी रावजी आयुर्वेदिक महाविद्यालय
संलग्न रुग्णालय, सोलापूर.

Seth Sakharam Nemchand Jain Ayurved Rugnalaya, Solapur.


Monthly Report of O.P.D. Balrog Dept.

For the month of January to June 2016

Month	BALROG OUT DOOR PATIENTS						
	New Patients			Old Patients			Total Patients
	Male	Female	Total	Male	Female	Total	
Jan-16	183	178	361	62	34	96	457
Feb-16	141	161	302	73	57	130	432
Mar-16	132	98	230	89	69	158	388
Apr-16	115	78	193	69	63	132	325
May-16	122	122	244	65	68	133	377
Jun-16	133	100	233	102	91	193	426
Jul-16	92	98	190	116	92	208	398
Aug-16	133	95	228	128	104	232	460
Sep-16	102	83	185	134	109	243	428
Oct-16	120	73	193	122	113	235	428
Nov-16	133	129	262	104	77	181	443
Dec-16	119	98	217	112	119	231	448
Total	1525	1313	2838	1176	996	2172	5010

H.O.D.


आर. एम. ओ.
शेठ सखाराम नेमचंद आयुर्वेद


Superintendent

शेठ गोविंदजी रावजी आयुर्वेदिक महाविद्यालय
संस्करण अण्णाळरु सोलापुर

Seth Sakharam Nemchand Jain Ayurved Rugnalaya, Solapur.

Monthly Report of O.P.D. SHALYA Dept.

For the month of January to June 2016

Month	SHALYA OUT DOOR PATIENTS										
	New Patients					Old Patients					Total Patients
	Male	Female	Child		Total	Male	Female	Child		Total	
			Male	Female				Male	Female		
Jan-16	150	181	3	2	336	31	26	0	0	57	393
Feb-16	127	188	1	1	317	18	19	0	0	37	354
Mar-16	50	235	6	4	295	22	23	0	1	46	341
Apr-16	55	119	0	1	175	19	28	0	2	49	224
May-16	124	113	1	2	240	36	40	0	1	77	317
Jun-16	59	237	5	1	302	20	19	0	1	40	342
Jul-16	114	207	0	1	322	14	24	0	0	38	360
Aug-16	65	260	3	2	330	30	24	1	1	56	386
Sep-16	73	214	3	3	293	40	15	1	1	57	350
Oct-16	95	154	6	3	258	30	29	0	0	59	317
Nov-16	116	132	5	1	254	14	8	0	0	22	276
Dec-16	130	224	5	2	361	30	25	2	0	57	418
Total	1158	2264	38	23	3483	304	280	4	7	595	4078

H.O.D.

आर.राम.ओ.

शेठ सखाराम नेमचंद आयुर्वेद

Superintendent

शेठ गोविंदजी रावजी आयुर्वेदिक महाविद्यालय

Seth Sakharam Nemchand Jain Ayurved Rugnalaya, Solapur.

Monthly Report of O.P.D. Shalaky Dept.

For the month of January to December 2016

Month	SHALAKYA OUT DOOR PATIENTS										
	New Patients					Old Patients					Total Patients
	Male	Female	Child		Total	Male	Female	Child		Total	
			Male	Female				Male	Female		
Jan-16	385	498	20	37	940	47	57	0	1	105	
Feb-16	386	583	36	51	1056	72	87	4	4	167	1223
Mar-16	470	647	50	47	1214	92	112	16	10	230	1444
Apr-16	337	415	35	36	823	52	93	4	6	155	978
May-16	328	397	33	24	782	63	93	2	4	162	944
Jun-16	453	516	22	46	1037	69	113	9	7	198	1235
Jul-16	352	469	23	40	884	78	99	5	5	187	1071
Aug-16	406	518	65	9	998	82	138	6	8	234	1232
Sep-16	344	417	34	38	833	60	89	17	3	169	1002
Oct-16	334	389	32	35	790	51	58	7	9	125	915
Nov-16	416	602	69	41	1128	80	132	15	7	234	1362
Dec-16	410	543	38	40	1031	87	104	21	6	218	1249
Total	4621	5994		444	11516	833	1175		70	2184	13700

H.O.D.

आर.म.ओ.
शेठ सखाराम नेमचंद आयुर्वेद

Superintendent
शेठ गोविंदजी रावजी आयुर्वेदिक महाविद्यालय
संलग्न रुग्णालय, सोलापूर.

Seth Sakharam Nemchand Jain Ayurved Rugnalaya, Solapur.

Monthly Report of O.P.D. SWASTHYARAKSHANA Dept.

For the month of January to December 2016

Month	SWASTHYARAKSHANA OUT DOOR PATIENTS										
	New Patients					Old Patients					Total Patients
	Male	Female	Child		Total	Male	Female	Child		Total	
			Male	Female				Male	Female		
Jan-16	0	2	0	0	2	0	0	0	0	0	
Feb-16	4	6	0	0	10	0	1	0	0	1	11
Mar-16	2	4	0	0	6	1	1	0	0	2	8
Apr-16	6	2	0	0	8	0	0	0	0	0	8
May-16	1	1	0	0	2	0	0	0	0	0	2
Jun-16	2	0	0	0	2	0	0	0	0	0	2
Jul-16	1	1	0	0	2	1	0	0	0	1	3
Aug-16	0	2	1	0	3	0	1	0	0	1	4
Sep-16	1	4	0	0	5	1	1	0	0	2	7
Oct-16	1	3	0	0	4	0	1	0	0	1	5
Nov-16	0	1	0	0	1	0	1	0	0	1	2
Dec-16	2	1	0	0	3	0	0	0	0	0	3
Total	20	27	1	0	48	3	6	0	0	9	57

H.O.D.

आर.एम.ओ.
R.M.O.
शेठ सखाराम नेमचंद जैन

पाचार्य कम-सुपरिटेण्डेंट
Superintendent
शेठ गोविंदजी रावजी आयुर्वेदिक महाविद्यालय

Seth Sakharam Nemchand Jain Ayurved Rugnalaya, Solapur.

Monthly Report of O.P.D. CASUALTY Dept.

For the month of January to December 2016

Month	CASUALTY OUT DOOR PATIENTS										
	New Patients					Old Patients					Total Patients
	Male	Female	Child		Total	Male	Female	Child		Total	
			Male	Female				Male	Female		
Jan-16	0	1	0	0	1	1	34	0	0	35	
Feb-16	0	3	0	0	3	1	29	0	0	30	33
Mar-16	0	3	0	0	3	0	26	0	0	26	29
Apr-16	0	8	0	0	8	0	27	0	0	27	35
May-16	1	10	0		11	0	41	0	0	41	52
Jun-16	0	4	0	0	4	0	21	0	0	21	25
Jul-16	0	8	0	0	8	0	25	0	0	25	33
Aug-16	0	9	0	0	9	0	29	0	0	29	38
Sep-16	0	15	0	0	15	0	42	0	0	42	57
Oct-16	0	13	0	0	13	0	47	0	0	47	60
Nov-16	0	4	0	0	4	0	32	0	0	32	36
Dec-16	1	3	0	0	4	0	24	0	0	24	28
Total	2	81	0	0	83	2	377	0	0	379	462

L.M.O.

आर.एम.ओ.
R.M.O.
शेठ सखाराम नेमचंद आयुर्वेद

Superintendent
शेठ गोविंदजी रावजी आयुर्वेदिक महाविद्यालय

SETH GOVINDJI RAOJI AYURVED MAHAVIDYALAYA ATTACHED
SETH SAKHARAM NEMCHAND JAIN AYURVED HOSPITAL

118/119, Shukrawar Peth, Solapur.

SHALAKYA DEPARTMENT

YEARLY OPD REPORT

For the month of Jan. 2016 to Dec.2016

Month	New				Old				Ent + Dental	Eye	Grant Total
	Ent.	Dental	Eye	Total	Ent.	Dental	Eye	Total			
Jan-16	112	57	771	940	29	20	56	105	218	827	1045
Feb-16	139	55	862	1056	32	29	106	167	255	968	1223
Mar-16	294	44	876	1214	71	11	148	230	420	1024	1444
Apr-16	101	38	684	823	31	4	120	155	174	804	978
May-16	56	47	679	782	28	26	108	162	157	787	944
Jun-16	96	61	880	1037	30	29	139	198	216	1019	1235
Jul-16	87	44	753	884	23	28	136	187	182	889	1071
Aug-16	152	65	781	998	32	55	147	234	304	928	1232
Sep-16	112	44	677	833	30	26	113	169	212	790	1002
Oct-16	80	28	682	790	24	12	89	125	144	771	915
Nov-16	147	50	931	1128	51	23	160	234	271	1091	1362
Dec-16	123	34	874	1031	46	17	155	218	220	1029	1249
Total	1499	567	9450	11516	427	280	1477	2184	2773	10927	13700

H.O.D.


Superintendent

प्राचार्य-कम-सुपरिटेण्डेंट
शेठ गोविंदजी रावजी आयुर्वेदिक महाविद्यालय
संलग्न रुग्णालय, सोलापूर.