

Seth Sakharam Nemchand Jain Ayurved Rugnalaya, Solapur.

Monthly Report of O.P.D. Kayachikitsa Dept.
For the month of January 2020 to December 2020

Month	KAYACHIKISTA OUT DOOR PATIENTS										
	New Patients					Old Patients					Total Patients
	Male	Female	Child		Total	Male	Female	Child		Total	
			Male	Female				Male	Female		
Jan-20	452	568	0	0	1020	262	326	0	0	588	
Feb-20	276	419	0	0	695	330	440	0	0	770	1465
Mar-20	227	352	0	0	579	285	354	0	0	639	1218
Apr-20	32	61	0	0	93	56	71	0	0	127	220
May-20	66	87	0	0	153	82	89	0	0	171	324
Jun-20	136	146	0	0	282	133	146	0	0	279	561
Jul-20	110	123	0	0	233	123	143	0	0	266	499
Aug-20	151	154	0	0	305	118	173	0	0	291	596
Sep-20	180	231	0	0	411	176	264	0	0	440	851
Oct-20	163	222	0	0	385	150	197	0	0	347	732
Nov-20	207	216	0	0	423	174	211	0	0	385	808
Dec-20	-	-	-	-	-	-	-	-	-	-	-
Total	2000	2579	0	0	4579	1889	2414	0	0	4303	8882

H.O.D.

कायचिकित्सा विभाग

शेठ गोविंदजी रावजी आयुर्वेद महाविद्यालय

र.म.ओ. ओ.

शेठ सखाराम नेमचंद आयुर्वेद
रुग्णालय, सोलापूर.

Superintendent

प्राचीन वैद्यकीय अधीक्षक
शेठ गोविंदजी रावजी आयुर्वेदिक महाविद्यालय
संलग्न रुग्णालय, सोलापूर.

Seth Sakharam Nemchand Jain Ayurved Rugnalaya, Solapur.

Monthly Report of O.P.D. Panchakarma Dept.

For the month of January 2020 to December 2020

Month	Panchakarma OUT DOOR PATIENTS										
	New Patients					Old Patients					Total Patients
	Male	Female	Child		Total	Male	Female	Child		Total	
			Male	Female				Male	Female		
Jan-20	113	127	0	0	240	73	120	0	0	193	
Feb-20	79	112	0	0	191	106	160	0	0	266	457
Mar-20	67	100	0	0	167	64	90	0	0	154	321
Apr-19	13	14	0	0	27	20	17	0	0	37	64
May-20	29	27	0	0	56	27	13	0	0	40	96
Jun-20	50	58	0	0	108	35	25	0	0	60	168
Jul-20	51	46	0	0	97	49	44	0	0	93	190
Aug-20	73	68	0	0	141	53	46	0	0	99	240
Sep-20	50	72	0	0	122	60	94	0	0	154	276
Oct-20	58	65	0	0	123	59	90	0	0	149	272
Nov-20	68	83	0	0	151	65	106	0	0	171	322
Dec-20	-	-	-	-	-	-	-	-	-	-	-
Total	651	772	0	0	1423	611	805	0	0	1416	2839

H.O.D.
विभाग प्रमुख
पंचकर्म विभाग
शे. गो. रा. आयुर्वेद महाविद्यालय

R.M.O.
शेठ सखाराम नेमचंद आयुर्वेद
रुग्णालय, सोलापूर.

Superintendent
प्राचार्य तथा वैद्यकीय अधीक्षक
शेठ गोविंदजी रावजी आयुर्वेदिक महाविद्यालय
संलग्न रुग्णालय, सोलापूर.

Seth Sakharam Nemchand Jain Ayurved Rugnalaya, Solapur.

Monthly Report of O.P.D. Prasuti Dept.

For the month of January 2020 to December 2020

Month	PRASUTI OUT DOOR PATIENTS								
	New Patients				Old Patients				Total Patients
	Child	Male	Female	Total	Child	Male	Female	Total	
Jan-20	1	31	543	575	0	0	444	444	1019
Feb-20	4	2	327	333	0	16	725	741	1074
Mar-20	3	3	228	234	2	23	734	759	993
Apr-19	2	3	186	191	0	12	568	580	771
May-20	3	0	191	194	0	0	440	440	634
Jun-20	1	0	203	204	3	0	542	545	749
Jul-20	1	1	187	189	1	1	601	603	792
Aug-20	2	1	202	205	4	2	613	619	824
Sep-20	5	0	258	263	0	0	664	664	927
Oct-20	0	0	212	212	2	1	702	705	917
Nov-20	2	3	239	244	0	0	619	619	863
Dec-20	-	-	-	-	-	-	-	-	-
Total	24	44	2776	2844	12	55	6652	6719	9563

स्त्री रोग विभाग प्रमुख
H.O.D. प्रसूति तंत्र विभाग
शेठ सखाराम नेमचंद जैन आयुर्वेद रुग्णालय, सोलापूर

आर. एम. ओ.
R.M.O.
शेठ सखाराम नेमचंद आयुर्वेद
रुग्णालय सोलापूर

प्रमुख अधीक्षक
Superintendent शिक्षक
शेठ गोविंदजी रावजी आयुर्वेदिक महाविद्यालय
संतान रुग्णालय, सोलापूर.

Seth Sakharam Nemchand Jain Ayurved Rugnalaya, Solapur.

Monthly Report of O.P.D. Balrog Dept.

For the month of January 2020 to December 2020

Month	BALROG OUT DOOR PATIENTS						
	New Patients			Old Patients			Total Patients
	Male	Female	Total	Male	Female	Total	
Jan-20	182	147	329	70	51	121	450
Feb-20	109	104	213	71	42	113	326
Mar-20	109	88	197	78	73	151	348
Apr-19	27	19	46	9	12	21	67
May-20	25	17	42	7	6	13	55
Jun-20	17	24	41	9	12	21	62
Jul-20	32	22	54	14	10	24	78
Aug-20	26	35	61	14	13	27	88
Sep-20	54	56	110	44	34	78	188
Oct-20	88	71	159	61	37	98	257
Nov-20	74	75	149	54	47	101	250
Dec-20	-	-	-	-	-	-	-
Total	743	658	1401	431	337	768	2169

For
विभाग प्रमुख
बालरोग विभाग
H.O.D.
शेठ सखाराम नेमचंद आयुर्वेद, सोलापूर

आर. एम. ओ.
R.M.O.
शेठ सखाराम नेमचंद आयुर्वेद


प्राचार्य तथा वैद्यकीय अधिक्षक
Superintendent
शेठ सखाराम नेमचंद आयुर्वेद महाविद्यालय
सोलापूर

Seth Sakharam Nemchand Jain Ayurved Rugnalaya, Solapur.

Monthly Report of O.P.D. SHALYA Dept.

For the month of January 2020 to December 2020

Month	SHALYA OUT DOOR PATIENTS										
	New Patients					Old Patients					Total Patients
	Male	Female	Child		Total	Male	Female	Child		Total	
			Male	Female				Male	Female		
Jan-20	59	71	2	5	137	13	34	1	1	49	186
Feb-20	64	96	0	0	160	13	39	0	0	52	212
Mar-20	73	52	3	4	132	34	38	0	2	74	206
Apr-19	10	10	0	2	22	5	2	0	1	8	30
May-20	15	30	0	0	45	5	11	0	0	16	61
Jun-20	58	63	1	0	122	16	23	0	0	39	161
Jul-20	67	60	0	0	127	33	33	0	0	66	193
Aug-20	79	56	5	5	145	29	15	1	0	45	190
Sep-20	69	99	5	4	177	26	19	1	0	46	223
Oct-20	63	61	6	3	133	24	17	0	0	41	174
Nov-20	70	70	0	0	140	26	31	0	0	57	197
Dec-20	-	-	-	-	-	-	-	-	-	-	-
Total	627	668	22	23	1340	224	262	3	4	493	1833


H.O.D.
 Surgery Dept.
 S.S.N.J Ayurved Hospital, Solapur


R.M.O.
 शेत सखाराम नेमचंद आयुर्वेद
 जगन्नाथ सोलापूर.


Superintendent
 शेत गोविंदजी रावजी आयुर्वेदिक महाविद्यालय
 संलग्न रुग्णालय, सोलापूर.

Seth Sakharam Nemchand Jain Ayurved Rugnalaya, Solapur.

Monthly Report of O.P.D. Shalaky Dept.

For the month of January 2020 to December 2020

Month	SHALAKYA OUT DOOR PATIENTS										
	New Patients					Old Patients					Total Patients
	Male	Female	Child		Total	Male	Female	Child		Total	
			Male	Female				Male	Female		
Jan-20	561	683	58	89	1391	52	62	6	7	127	
Feb-20	468	703	49	74	1294	63	100	3	6	172	1466
Mar-20	327	432	40	53	852	55	88	5	10	158	1010
Apr-19	25	28	2	5	60	3	11	0	0	14	74
May-20	147	160	7	11	325	4	12	1	0	17	342
Jun-20	349	158	9	12	528	6	19	1	1	27	555
Jul-20	272	327	20	20	639	32	35	2	4	73	712
Aug-20	375	382	17	23	797	46	51	2	4	103	900
Sep-20	432	532	23	43	1030	52	61	4	2	119	1149
Oct-20	390	417	26	34	867	54	60	7	6	127	994
Nov-20	436	524	30	21	1011	50	61	5	5	121	1132
Dec-20	-	-	-	-	-	-	-	-	-	-	-
Total	3782	4346	281	385	8794	417	560	36	45	1058	9852

H.O.D.
शाळाक्य विभाग
शेठ सखाराम नेमचंद रुग्णालय, सोलापूर.

R.M.O. ओ.
शेठ सखाराम नेमचंद आयुर्वेद
रुग्णालय, सोलापूर.

Superintendent
शेठ गोविंदजी रावजी आयुर्वेदिक महाविद्यालय
संलग्न रुग्णालय, सोलापूर.

Seth Sakharam Nemchand Jain Ayurved Rugnalaya, Solapur.

Monthly Report of O.P.D. SWASTHYARAKSHANA Dept.

For the month of January 2020 to December 2020

Month	SWASTHYARAKSHANA OUT DOOR PATIENTS										
	New Patients					Old Patients					Total Patients
	Male	Female	Child		Total	Male	Female	Child		Total	
			Male	Female				Male	Female		
Jan-20	1	1	0	0	2	0	0	0	0	0	2
Feb-20	2	3	0	0	5	0	0	0	0	0	5
Mar-20	2	2	0	0	4	0	0	0	0	0	4
Apr-19	0	0	0	0	0	0	0	0	0	0	0
May-20	0	0	0	0	0	0	0	0	0	0	0
Jun-20	0	1	0	0	1	0	0	0	0	0	1
Jul-20	0	0	0	0	0	0	0	0	0	0	0
Aug-20	0	0	0	0	0	0	0	0	0	0	0
Sep-20	0	2	0	0	2	0	0	0	0	0	2
Oct-20	0	6	0	0	6	0	0	0	0	0	6
Nov-20	0	0	0	0	0	0	1	0	1	2	2
Dec-20	-	-	-	-	-	-	-	-	-	-	-
Total	5	15	0	0	20	0	1	0	1	2	22

स्वास्थ्यरक्षण
H.O.D. विभाग
आहार सल्ला व योग मार्गदर्शन

आर. एम. ओ.
R.M.O.
शेठ सखाराम नमचंद आयुर्वेद
संलग्न रुग्णालय, सोलापूर

प्रचार्य तथा वैद्यकीय अधीक्षक
Superintendent
शेठ सखाराम नमचंद आयुर्वेद महाविद्यालय
संलग्न रुग्णालय, सोलापूर.


Seth Sakharam Nemchand Jain Ayurved Rugnalaya, Solapur.


Monthly Report of O.P.D. CASUALTY Dept.

For the month of January 2020 to December 2020

Month	CASUALTY OUT DOOR PATIENTS										
	New Patients					Old Patients					Total Patients
	Male	Female	Child		Total	Male	Female	Child		Total	
			Male	Female				Male	Female		
Jan-20	0	15	0	0	15	0	25	0	0	25	
Feb-20	0	16	0	0	16	0	33	0	0	33	49
Mar-20	0	29	0	0	29	0	26	0	0	26	55
Apr-19	0	31	0	0	31	0	17	0	0	17	48
May-20	0	27	0	0	27	0	14	0	0	14	41
Jun-20	0	19	0	0	19	0	10	0	0	10	29
Jul-20	0	14	0	0	14	0	22	0	0	22	36
Aug-20	0	23	0	0	23	0	23	0	0	23	46
Sep-20	0	23	0	0	23	0	29	0	0	29	52
Oct-20	0	18	0	0	18	0	39	0	0	39	57
Nov-20	0	34	0	0	34	0	31	0	0	31	65
Dec-20	-	-	-	-	-	-	-	-	-	-	-
Total	0	249	0	0	249	0	269	0	0	269	518

L.M.O.


L.M.O.
 शेत सखाराम नेमचंद आयुर्वेद
 सोलापूर.


Superintendent
 शेत गोविंदजी रावजी आयुर्वेदिक महाविद्यालय
 संतमन रुग्णालय, सोलापूर.

Seth Sakharam Nemchand Jain Ayurved Hospital, Solapur

Out Door Patients (OPD)

For the month of January 2020 to December 2020

Month	Kayachikitsa Dept.			Panchakarman Dept.			Prasuti Dept.			Baltrog Dept.			Shalya Dept.			Shalaky Dept.			Swasthyarakshana Dept.			Casualty Dept.			Total		
	New	Old	Total	New	Old	Total	New	Old	Total	New	Old	Total	New	Old	Total	New	Old	Total	New	Old	Total	New	Old	Total	New	Old	Total
Jan-20	1020	588	1608	240	193	433	575	444	1019	329	121	450	137	49	186	1391	127	1518	2	0	2	15	25	40	3709	1547	5256
Feb-20	695	770	1465	191	266	457	333	741	1074	213	113	326	160	52	212	1294	172	1466	5	0	5	16	33	49	2907	2147	5054
Mar-20	579	639	1218	167	154	321	234	759	993	197	151	348	132	74	206	852	158	1010	4	0	4	29	26	55	2194	1961	4155
Apr-19	93	127	220	27	37	64	191	580	771	46	21	67	22	8	30	60	14	74	0	0	0	31	17	48	470	804	1274
May-20	153	171	324	56	40	96	194	440	634	42	13	55	45	16	61	325	17	342	0	0	0	27	14	41	842	711	1553
Jun-20	282	279	561	108	60	168	204	545	749	41	21	62	122	39	161	528	27	555	1	0	1	19	10	29	1305	981	2286
Jul-20	233	266	499	97	93	190	189	603	792	54	24	78	127	66	193	639	73	712	0	0	0	14	22	36	1353	1147	2500
Aug-20	305	291	596	141	99	240	205	619	824	61	27	88	145	45	190	797	103	900	0	0	0	23	23	46	1677	1207	2884
Sep-20	411	440	851	122	154	276	263	664	927	110	78	188	177	46	223	1030	119	1149	2	0	2	23	29	52	2138	1530	3668
Oct-20	385	347	732	123	149	272	212	705	917	159	98	257	133	41	174	867	127	994	6	0	6	18	39	57	1903	1506	3409
Nov-20	423	385	808	151	171	322	244	619	863	149	101	250	140	57	197	1011	121	1132	0	2	2	34	31	65	2152	1487	3639
Dec-20	0	0	0	0	0	0	0	0	0	0	0	0	0	0	0	0	0	0	0	0	0	0	0	0	0	0	0
Total	4579	4303	8882	1423	1416	2839	2844	6719	9563	1401	768	2169	1340	493	1833	8794	1058	9852	20	2	22	249	269	518	20650	15028	35678



Superintendent
 शोध मोडिबिजी रावजी आयुर्वेदिक महाविद्यालय
 सल्लान रुग्णालय, सोलापूर.

R.M.O.
आर. एम. ओ.
 शोध सखाराम नेमचंद आयुर्वेद
 रुग्णालय, सोलापूर.