




**Seth Sakharam Nemchand Jain Ayurved Rugnalaya, Solapur.**  
**Monthly Report of I.P.D. & Bed Occupancy, Kayachikitsa Dept.**  
**For the month of January 2021 to December 2021**

Month	KAYACHIKISTA IN DOOR PATIENTS										Percentage (40 Beds)
	Admit Patients					Bed Occupancy					
	Male	Female	Child		Total	Male	Female	Child		Total	
			Male	Female				Male	Female		
Jan-21	16	28	2	0	46	280	452	3	29	764	61.61
Feb-21	16	22	0	0	38	284	485	0	0	769	68.66
Mar-21	14	13	0	0	27	256	252	0	0	508	40.97
Apr-21	3	3	0	0	6	98	78	0	0	176	14.67
May-21	5	8	0	0	13	59	152	0	0	211	17.02
Jun-21	13	11	0	1	25	164	159	0	10	333	27.75
Jul-21	7	25	0	0	32	142	222	0	0	364	29.35
Aug-21	13	32	1	0	46	163	345	2	0	510	41.13
Sep-21	14	32	2	0	48	170	392	19	0	581	48.42
Oct-21	11	21	0	0	32	108	366	28	0	502	40.48
Nov-21	18	19	0	0	37	208	243	0	0	451	37.58
Dec-21	24	30	0	0	54	338	447	0	0	785	63.31
<b>Total</b>	<b>154</b>	<b>244</b>	<b>5</b>	<b>1</b>	<b>404</b>	<b>2270</b>	<b>3593</b>	<b>52</b>	<b>39</b>	<b>5954</b>	<b>40.78</b>

**Total Percentage of Bed Occupancy =  $5954 \times 100 / 40 / 365 = 40.78$**


  
**H.O.D.**  
 विभागप्रमुख  
 कायचिकित्सा विभाग  
 शेट गोविंदजी रावजी आयुर्वेद महाविद्यालय  
 व संलग्न रुग्णालय, सोलापूर.

  
**R.M.O.**  
 आर. एम. ओ.  
 शेट सखाराम नेमचंद आयुर्वेद  
 रुग्णालय, सोलापूर.


  
**Superintendent**  
 अतिरिक्त अधीक्षक  
 शेट गोविंदजी रावजी आयुर्वेद महाविद्यालय  
 संलग्न रुग्णालय, सोलापूर.

**Seth Sakharam Nemchand Jain Ayurved Rugnalaya, Solapur.**  
**Monthly Report of I.P.D. & Bed Occupancy, Panchakarma Dept.**  
**For the month of January 2021 to December 2021**

Month	PANCHAKARMA IN DOOR PATIENTS										Percentage (10 Beds)
	Admit Patients					Bed Occupancy					
	Male	Female	Male Child	Female Child	Total	Male	Female	Male Child	Female Child	Total	
Jan-21	2	15	0	0	17	46	67	0	0	113	36.45
Feb-21	8	9	0	0	17	65	33	0	0	98	35.00
Mar-21	1	10	0	0	11	4	41	0	0	45	14.52
Apr-21	1	6	0	0	7	32	29	0	0	61	19.68
May-21	1	1	0	0	2	27	21	0	0	48	15.48
Jun-21	4	9	0	0	13	23	36	0	0	59	19.67
Jul-21	5	15	0	0	20	36	106	0	0	142	45.81
Aug-21	2	14	0	0	16	30	116	0	0	146	47.10
Sep-21	1	10	0	0	11	1	59	0	0	60	20.00
Oct-21	10	11	0	0	21	48	96	0	0	144	46.45
Nov-21	8	7	0	0	15	35	68	0	0	103	34.33
Dec-21	6	10	0	0	16	77	128	0	0	205	66.13
<b>Total</b>	<b>49</b>	<b>117</b>	<b>0</b>	<b>0</b>	<b>166</b>	<b>424</b>	<b>800</b>	<b>0</b>	<b>0</b>	<b>1224</b>	<b>33.53</b>
<b>Total Percentage of Bed Occupancy :-1224*100/10/365 = 33.53</b>											

  
**H.O.D.**  
 विभाग प्रमुख  
 पंचकर्म विभाग  
 गो. रा. आयुर्वेद महाविद्यालय  
 सोलापूर.

  
**R.M.O.**  
 आर. एम. ओ.  
 शेट सखाराम नेमचंद आयुर्वेद  
 रणालय, सोलापूर.

  
**Superintendent**  
 अतिरिक्त अधीक्षक  
 शेट गोविंदजी रावजी आयुर्वेद महाविद्यालय  
 संलग्न रुग्णालय, सोलापूर.



**Seth Sakharam Nemchand Jain Ayurved Rugnalaya, Solapur.**

**Monthly Report of I.P.D. & Bed Occupancy, Prasuti Dept.**

**For the month of January 2021 to December 2021**

Month	PRASUTI IN DOOR PATIENTS						Percentage (20 Beds)
	Admit Patients			Bed Occupancy			
	Female	Female Child	Total	Female	Female Child	Total	
Jan-21	67	0	67	415	0	415	66.94
Feb-21	59	0	59	336	0	336	60.00
Mar-21	54	0	54	334	0	334	53.87
Apr-21	28	0	28	175	0	175	28.23
May-21	44	0	44	194	0	194	31.29
Jun-21	51	0	51	347	0	347	57.83
Jul-21	61	0	61	343	0	343	55.32
Aug-21	58	0	58	367	0	367	59.19
Sep-21	70	0	70	350	0	350	58.33
Oct-21	66	0	66	412	0	412	66.45
Nov-21	53	0	53	308	0	308	51.33
Dec-21	70	0	70	373	0	373	60.16
Total	681	0	681	3954	0	3954	54.16

**Total Percentage of Bed Occupancy :-  $3954 \times 100 / 20 / 365 = 54.16$**

*Yash*  
**H.O.D.**  
स्त्री रोग विभाग प्रमुख  
स्त्रीरोग प्रसूति तंत्र विभाग  
शेठ सखाराम नेमचंद जैन आयुर्वेद रुग्णालय, सोलापूर

*Yash*  
**R.M.O.**  
आर. एम. ओ.  
शेठ सखाराम नेमचंद आयुर्वेद  
रुग्णालय, सोलापूर.

*Yash*  
**Superintendent**  
अतिरिक्त अधीक्षक  
शेठ गोविंदजी रावजी आयुर्वेद महाविद्यालय  
संलग्न रुग्णालय, सोलापूर.

Seth Sakharam Nemchand Jain Ayurved Rugnalaya, Solapur.

Monthly Report of I.P.D. & Bed Occupancy, Balroga Dept.

For the month of January 2021 to December 2021

Month	BALROGA IN DOOR PATIENTS						Percentage (10 Beds)
	Admit Patients			Bed Occupancy			
	Male	Female	Total	Male	Female	Total	
Jan-21	20	18	38	111	72	183	59.03
Feb-21	11	12	23	70	37	107	38.21
Mar-21	13	13	26	74	71	145	46.77
Apr-21	10	14	24	48	86	134	44.67
May-21	10	21	31	48	104	152	49.03
Jun-21	24	6	30	150	64	214	71.33
Jul-21	19	16	35	102	74	176	56.77
Aug-21	22	13	35	133	94	227	73.23
Sep-21	22	19	41	114	98	212	70.67
Oct-21	18	27	45	152	161	313	100.97
Nov-21	24	12	36	146	82	228	76.00
Dec-21	17	21	38	93	103	196	63.23
Total	210	192	402	1241	1046	2287	62.66

Total Percentage of Bed Occupancy :-2287\*100/10/365 = 62.66

H.O.D.

विभाग प्रमुख

बालरोग विभाग

एस. एस. एन. जे. आयु. रुग्णालय, सोलापूर

R.M.O.

आर. एम. ओ.

शेठ सखाराम नेमचंद आयुर्वेद  
रुग्णालय, सोलापूर.

Superintendent

अतिरिक्त अधीक्षक

शेठ गोविंदजी राजजी आयुर्वेद महाविद्यालय  
संलग्न रुग्णालय, सोलापूर.




Seth Sakharam Nemchand Jain Ayurved Rugnalaya, Solapur.

Monthly Report of I.P.D. & Bed Occupancy, Shalya Dept.

For the month of January 2021 to December 2021

Month	SHALYA IN DOOR PATIENTS										Percentage (10 Beds)
	Admit Patients					Bed Occupancy					
	Male	Female	Child		Total	Male	Female	Child		Total	
			Male	Female				Male	Female		
Jan-21	6	7	3	0	16	69	135	44	0	248	80.00
Feb-21	9	1	0	1	11	127	23	16	17	183	65.36
Mar-21	0	2	1	1	4	0	7	29	12	48	15.48
Apr-21	1	4	0	0	5	12	29	4	4	49	16.33
May-21	6	4	2	1	13	104	100	40	4	248	80.00
Jun-21	2	7	0	0	9	62	102	8	14	186	62.00
Jul-21	3	3	0	0	6	61	114	0	0	175	56.45
Aug-21	2	1	0	0	3	19	18	0	0	37	11.94
Sep-21	6	3	0	0	9	67	63	0	0	130	43.33
Oct-21	6	4	2	0	12	108	57	30	0	195	62.90
Nov-21	4	5	1	0	10	75	87	29	0	191	63.67
Dec-21	6	11	0	0	17	100	190	8	0	298	96.13
Total	51	52	9	3	115	804	925	208	51	1988	54.47

Total Percentage of Bed Occupancy :-  $1988 \times 100 / 10 / 365 = 54.47$



H.O.D.  
H.O.D.

Surgery Dept.

S S.N.J Ayurved Hospital, Solapur



R.M.O.

आर. एम. ओ.

शेठ सखाराम नेमचंद आयुर्वेद  
रुग्णालय, सोलापूर.



Superintendent

अतिरिक्त अधीक्षक

शेठ गोविंदजी रावजी आयुर्वेद महाविद्यालय  
संलग्न रुग्णालय, सोलापूर.




**Seth Sakharam Nemchand Jain Ayurved Rugnalaya, Solapur.**  
**Monthly Report of I.P.D. & Bed Occupancy, Shalaky Dept.**  
**For the month of January 2021 to December 2021**

Month	SHALAKYA IN DOOR PATIENTS										Percentage (10 Beds)
	Admit Patients					Bed Occupancy					
	Male	Female	Child		Total	Male	Female	Child		Total	
			Male	Female				Male	Female		
Jan-21	9	16	0	1	26	43	88	0	5	136	43.87
Feb-21	13	20	0	1	34	78	122	0	4	204	72.86
Mar-21	15	16	0	2	33	73	100	0	13	186	60.00
Apr-21	5	8	1	0	14	21	33	5	0	59	19.67
May-21	7	4	0	0	11	23	18	0	0	41	13.23
Jun-21	12	18	0	0	30	69	77	0	0	146	48.67
Jul-21	7	19	0	1	27	34	88	0	4	126	40.65
Aug-21	7	13	1	2	23	49	86	12	17	164	52.90
Sep-21	6	19	1	0	26	31	94	11	0	136	45.33
Oct-21	6	5	0	0	11	46	61	0	0	107	34.52
Nov-21	8	13	0	0	21	43	68	0	0	111	37.00
Dec-21	14	24	0	0	38	75	130	0	0	205	66.13
<b>Total</b>	<b>109</b>	<b>175</b>	<b>3</b>	<b>7</b>	<b>294</b>	<b>585</b>	<b>965</b>	<b>28</b>	<b>43</b>	<b>1621</b>	<b>44.41</b>

**Total Percentage of Bed Occupancy :-1621\*100/10/365 = 44.41**

  
**H.O.D.**  
**विभाग प्रमुख**  
**शालाक्य विभाग**  
 शे. स. ने. जैन आयुर्वेद रुग्णालय, सोलापूर.

  
**R.M.O.**  
**आर. एम. ओ.**  
 शेट सखाराम नेमचंद आयुर्वेद  
 रुग्णालय, सोलापूर.

  
**Superintendent**  
**अतिरिक्त अधीक्षक**  
 शेट गोविंदजी रावजी आयुर्वेद महाविद्यालय  
 संलग्न रुग्णालय, सोलापूर.



# Seth Sakharam Nemchand Jain Ayurved Rugnalaya, Solapur.


## Monthly Report of I.P.D. & Bed Occupancy Hospital.

For the month of January 2021 to December 2021

Month	HOSPITAL IN DOOR PATIENTS							Percentage (100Bed)	Alloted Beds
	Bed Occupancy								
	Kayachikitsa	Panchakarma	Prasuti	Balroga	Shalya	Shalakya	Total		
Jan-21	764	113	415	183	248	136	1859	59.97	100
	61.61	36.45	66.94	59.03	80.00	43.87			
Feb-21	769	98	336	107	183	204	1697	60.61	100
	68.66	35.00	60.00	38.21	65.36	72.86			
Mar-21	508	45	334	145	48	186	1266	40.84	100
	40.97	14.52	53.87	46.77	15.48	60.00			
Apr-21	176	61	175	134	49	59	654	21.80	100
	14.67	20.33	29.17	44.67	16.33	19.67			
May-21	211	48	194	152	248	41	894	28.84	100
	17.02	15.48	31.29	49.03	80.00	13.23			
Jun-21	333	59	347	214	186	146	1285	42.83	100
	27.75	19.67	57.83	71.33	62.00	48.67			
Jul-21	364	142	343	176	175	126	1326	42.77	100
	29.35	45.81	55.32	56.77	56.45	40.65			
Aug-21	510	146	367	227	37	164	1451	46.81	100
	41.13	47.10	59.19	73.23	11.94	52.90			
Sep-21	581	60	350	212	130	136	1469	48.97	100
	48.42	20.00	58.33	70.67	43.33	45.33			
Oct-21	502	144	412	313	195	107	1673	53.97	100
	40.48	46.45	66.45	100.97	62.90	34.52			
Nov-21	451	103	308	228	191	111	1392	46.40	100
	37.58	34.33	51.33	76.00	63.67	37.00			
Dec-21	785	205	373	196	298	205	2062	66.52	100
	63.31	66.13	60.16	63.23	96.13	66.13			
Total	5954	1224	3954	2287	1988	1621	17028	46.65	100
	40.78	33.53	54.16	62.66	54.47	44.41	46.65		

Total Percentage of Bed Occupancy :-  $17028 \times 100 / 100 / 365 = 46.65$

  
R.M.O.  
आर. एम. ओ.  
शेठ सखाराम नेमचंद आयुर्वेद  
रुग्णालय, सोलापूर.

  
Superintendent  
अतिरिक्त अधीक्षक  
शेठ गोविंदजी राजजी आयुर्वेद महाविद्यालय  
संलग्न रुग्णालय, सोलापूर.



# Seth Sakharam Nemchand Jain Ayurved Rugnalaya, Solapur.


## Monthly Report of I.P.D. & Bed Occupancy Hospital.

For the month of January 2021 to December 2021

Month	HOSPITAL IN DOOR PATIENTS						
	Bed Occupancy						
	Kayachikitsa	Panchakarma	Prasuti	Balroga	Shalya	Shalakya	Total
Jan-21	764	113	415	183	248	136	1859
Feb-21	769	98	336	107	183	204	1697
Mar-21	508	45	334	145	48	186	1266
Apr-21	176	61	175	134	49	59	654
May-21	211	48	194	152	248	41	894
Jun-21	333	59	347	214	186	146	1285
Jul-21	364	142	343	176	175	126	1326
Aug-21	510	146	367	227	37	164	1451
Sep-21	581	60	350	212	130	136	1469
Oct-21	502	144	412	313	195	107	1673
Nov-21	451	103	308	228	191	111	1392
Dec-21	785	205	373	196	298	205	2062
Total	5954	1224	3954	2287	1988	1621	17028

Total Percentage of Bed Occupancy :-  $17028 \times 100 / 100 / 365 = 46.65$

  
R.M.O.  
आर. एम. ओ.  
शेठ सखाराम नेमचंद आयुर्वेद  
रुग्णालय, सोलापूर.

  
Superintendent  
अतिरिक्त अधीक्षक  
शेठ गोविंदजी रावजी आयुर्वेद महाविद्यालय  
संलग्न रुग्णालय, सोलापूर.



# Seth Sakharam Nemchand Jain Ayurved Hospital, Solapur

## In Door Patients (IPD)

For the month of January 2021 to December 2021

Month	Kayachikitsa Dept.			Panchakarma Dept.			Prasuti Dept.			Balrog Dept.			Shalya Dept.			Shalaky Dept.			Total		
	New	Old	Total	New	Old	Total	New	Old	Total	New	Old	Total	New	Old	Total	New	Old	Total	New	Old	Total
Jan-21	46	718	764	17	96	113	67	348	415	38	145	183	16	232	248	26	110	136	210	1649	1859
Feb-21	38	731	769	17	81	98	59	277	336	23	84	107	11	172	183	34	170	204	182	1515	1697
Mar-21	27	481	508	11	34	45	54	280	334	26	119	145	4	44	48	33	153	186	155	1111	1266
Apr-21	6	170	176	7	54	61	28	147	175	24	110	134	5	44	49	14	45	59	84	570	654
May-21	13	198	211	2	46	48	44	150	194	31	121	152	13	235	248	11	30	41	114	780	894
Jun-21	25	308	333	13	46	59	51	296	347	30	184	214	9	177	186	30	116	146	158	1127	1285
Jul-21	32	332	364	20	122	142	61	282	343	35	141	176	6	169	175	27	99	126	181	1145	1326
Aug-21	46	464	510	16	130	146	58	309	367	35	192	227	3	34	37	23	141	164	181	1270	1451
Sep-21	48	533	581	11	49	60	70	280	350	41	171	212	9	121	130	26	110	136	205	1264	1469
Oct-21	32	470	502	21	123	144	66	346	412	45	268	313	12	183	195	11	96	107	187	1486	1673
Nov-21	37	414	451	15	88	103	53	255	308	36	192	228	10	181	191	21	90	111	172	1220	1392
Dec-21	54	731	785	16	189	205	70	303	373	38	158	196	17	281	298	38	167	205	233	1829	2062
total	404	5550	5954	166	1058	1224	681	3273	3954	402	1885	2287	115	1873	1988	294	1327	1621	2062	14966	17028

  
**R.M.O.**  
**आर. एम. ओ.**  
 शेट सखाराम नेमचंद आयुर्वेद  
 रणालय, सोलापूर.

  
**Superintendent**  
**अतिरिक्त अधीक्षक**  
 शेट गोविंदजी राजजी आयुर्वेद महाविद्यालय  
 संतान रुग्णालय, सोलापूर.