

Seth Sakharam Nemchand Jain Ayurved Rugnalaya, Solapur.
Monthly Report of I.P.D. & Bed Occupancy, Kayachikitsa Dept.
For the month of January 2022 to December 2022


Month	KAYACHIKISTA IN DOOR PATIENTS										Percentage (40 Beds)
	Admit Patients					Bed Occupancy					
	Male	Female	Child		Total	Male	Female	Child		Total	
			Male	Female				Male	Female		
Jan-22	20	54	0	0	74	239	547	0	0	786	63.39
Feb-22	25	38	0	0	63	284	532	0	0	816	72.86
Mar-22	24	37	0	0	61	330	480	0	0	810	65.32
Apr-22	20	31	1	0	52	212	414	0	0	626	52.17
May-22	17	47	1	0	65	202	551	1	0	754	60.81
Jun-22	23	38	1	1	63	307	457	13	1	778	64.83
Jul-22	20	31	0	0	51	308	413	0	4	725	58.47
Aug-22	20	34	0	0	54	243	432	0	0	675	54.44
Sep-22	28	21	0	0	49	334	287	0	0	621	51.75
Oct-22	15	29	0	0	44	203	222	0	0	425	34.27
Nov-22	27	28	1	0	56	260	349	4	0	613	51.08
Dec-22	36	25	1	1	63	391	286	1	7	685	55.24
Total	275	413	5	2	695	3313	4970	19	12	8314	56.95

Total Percentage of Bed Occupancy = $8314 \times 100 / 40 / 365 = 56.95$


H.O.D.

विभागप्रमुख
 कायचिकित्सा विभाग
 शेत गोविंदजी रावजी आयुर्वेद महाविद्यालय
 व संलग्न रुग्णालय, सोलापूर


R.M.O.
 आर. एम. ओ.
 शेत सखाराम नेमचंद आयुर्वेद
 रुग्णालय, सोलापूर.


Superintendent
 प्र. प्राचार्य तथा वैद्यकीय अधीक्षक
 शेत गोविंदजी रावजी आयुर्वेदिक महाविद्यालय
 संलग्न रुग्णालय, सोलापूर.

Seth Sakharan Nemchand Jain Ayurved Rugnalaya, Solapur.
Monthly Report of I.P.D. & Bed Occupancy, Panchakarma Dept.
For the month of January 2022 to December 2022

Month	PANCHAKARMA IN DOOR PATIENTS										Percentage (10 Beds)
	Admit Patients					Bed Occupancy					
	Male	Female	Male Child	Female Child	Total	Male	Female	Male Child	Female Child	Total	
Jan-22	8	18	0	1	27	53	138	0	7	198	63.87
Feb-22	10	18	0	0	28	88	151	0	2	241	86.07
Mar-22	13	24	1	0	38	148	131	1	0	280	90.32
Apr-22	5	13	0	0	18	51	70	0	0	121	39.03
May-22	3	15	0	0	18	37	87	0	0	124	40.00
Jun-22	7	18	0	0	25	46	111	0	0	157	52.33
Jul-22	8	12	0	0	20	45	73	0	0	118	38.06
Aug-22	9	13	0	0	22	50	83	0	0	133	42.90
Sep-22	13	17	0	0	30	93	122	0	0	215	71.67
Oct-22	10	15	0	1	26	73	109	0	9	191	61.61
Nov-22	8	22	0	0	30	45	143	0	0	188	62.67
Dec-22	9	18	0	0	27	81	126	0	0	207	66.77
Total	103	203	1	2	309	810	1344	1	18	2173	59.53
Total Percentage of Bed Occupancy :- $2173 \times 100 / 10 / 365 = 59.53$											

Pabrade
विभ H.O.D.

पंचकर्म विभाग
 शे. गो. रा. आयुर्वेद महाविद्यालय
 सोलापूर.

Yash
R.M.O.
आर. एम. ओ.

शेठ सखाराम नेमचंद आयुर्वेद
 रुग्णालय, सोलापूर.

Yash
Superintendent

प्र. प्राचार्य तथा वैद्यकीय अधीक्षक
 शेठ गोविंदजी रावजी आयुर्वेदिक महाविद्यालय
 संलग्न रुग्णालय, सोलापूर.

Seth Sakharam Nemchand Jain Ayurved Rugnalaya, Solapur.

Monthly Report of I.P.D. & Bed Occupancy, Prasuti Dept.

For the month of January 2022 to December 2022

Month	PRASUTI IN DOOR PATIENTS						Percentage (20 Beds)
	Admit Patients			Bed Occupancy			
	Female	Female Child	Total	Female	Female Child	Total	
Jan-22	59	0	59	361	0	361	58.23
Feb-22	49	0	49	302	0	302	53.93
Mar-22	63	0	63	408	0	408	65.81
Apr-22	47	0	47	299	0	299	48.23
May-22	65	0	65	412	0	412	66.45
Jun-22	55	0	55	336	0	336	56.00
Jul-22	79	0	79	414	0	414	66.77
Aug-22	55	0	55	327	0	327	52.74
Sep-22	71	0	71	393	0	393	65.50
Oct-22	62	0	62	294	0	294	47.42
Nov-22	75	0	75	378	0	378	63.00
Dec-22	65	0	65	395	0	395	63.71
Total	745	0	745	4319	0	4319	59.16

Total Percentage of Bed Occupancy :- $4319 \times 100 / 20 / 365 = 59.16$


H.O.D.

स्त्री रोग विभाग प्रमुख
स्त्रीरोग प्रसूति तंत्र विभाग
शेठ सखाराम नेमचंद जैन आयुर्वेद रुग्णालय, सोलापूर


R.M.O.

आर. एम. ओ.
शेठ सखाराम नेमचंद आयुर्वेद
रुग्णालय, सोलापूर.


Superintendent

प्र. प्राचार्य तथा वैद्यकीय अधीक्षक
शेठ गोविंदजी रावजी आयुर्वेदिक महाविद्यालय
संलग्न रुग्णालय, सोलापूर.

Seth Sakharam Nemchand Jain Ayurved Rugnalaya, Solapur.

Monthly Report of I.P.D. & Bed Occupancy, Balroga Dept.

For the month of January 2022 to December 2022

Month	BALROGA IN DOOR PATIENTS						Percentage (10 Beds)
	Admit Patients			Bed Occupancy			
	Male	Female	Total	Male	Female	Total	
Jan-22	20	15	35	138	106	244	78.71
Feb-22	15	8	23	83	51	134	47.86
Mar-22	16	23	39	109	139	248	80.00
Apr-22	16	13	29	68	105	173	57.67
May-22	20	11	31	169	73	242	78.06
Jun-22	22	9	31	142	61	203	67.67
Jul-22	20	17	37	117	79	196	63.23
Aug-22	17	8	25	106	82	188	60.65
Sep-22	25	14	39	173	96	269	89.67
Oct-22	18	14	32	100	82	182	58.71
Nov-22	24	12	36	153	61	214	71.33
Dec-22	18	19	37	125	112	237	76.45
Total	231	163	394	1483	1047	2530	69.32

Total Percentage of Bed Occupancy :- $2530 \times 100 / 10 / 365 = 69.32$


H.O.D.

विभाग प्रमुख

बालरोग विभाग

एस. एस. एन. जे. आयु. रुग्णालय, सोलापूर


R.M.O.

आर. एम. ओ.

शेठ सखाराम नेमचंद आयुर्वेद
रुग्णालय, सोलापूर.


Superintendent

प्र. प्राचार्य तथा वैद्यकीय अधीक्षक
शेठ गोविंदजी रावजी आयुर्वेदिक महाविद्यालय
संलग्न रुग्णालय, सोलापूर.


Seth Sakharam Nemchand Jain Ayurved Rugnalaya, Solapur.


Monthly Report of I.P.D. & Bed Occupancy, Shalya Dept.


For the month of January 2022 to December 2022

Month	SHALYA IN DOOR PATIENTS										Percentage (10 Beds)
	Admit Patients					Bed Occupancy					
	Male	Female	Child		Total	Male	Female	Child		Total	
			Male	Female				Male	Female		
Jan-22	10	5	1	0	16	154	73	15	0	242	78.06
Feb-22	7	11	2	0	20	91	129	16	0	236	84.29
Mar-22	3	9	1	2	15	35	113	23	9	180	58.06
Apr-22	7	3	2	0	12	101	40	11	0	152	50.67
May-22	8	5	0	0	13	138	85	28	0	251	80.97
Jun-22	8	6	0	0	14	71	85	0	0	156	52.00
Jul-22	9	11	0	0	20	123	89	0	0	212	68.39
Aug-22	7	7	0	1	15	70	96	0	6	172	55.48
Sep-22	5	5	0	0	10	117	76	0	14	207	69.00
Oct-22	4	4	1	0	9	140	55	11	0	206	66.45
Nov-22	9	7	1	1	18	116	96	28	7	247	82.33
Dec-22	2	12	1	2	17	54	171	1	69	295	95.16
Total	79	85	9	6	179	1210	1108	133	105	2556	70.03

Total Percentage of Bed Occupancy :- $2556 \times 100 / 10 / 365 = 70.03$


H.O.D.
H.O.D.
Surgery Dept.
S.S.N.J Ayurved Hospital, Solapur


R.M.O.
आर. एम. ओ.
शेठ सखाराम नेमचंद आयुर्वेद
रुग्णालय, सोलापूर.



Superintendent
प्र. प्राचार्य तथा वैद्यकीय अधीक्षक
शेठ गोविंदजी राजजी आयुर्वेदिक महाविद्यालय
संलग्न रुग्णालय, सोलापूर.


Seth Sakharam Nemchand Jain Ayurved Rugnalaya, Solapur.
Monthly Report of I.P.D. & Bed Occupancy, Shalaky Dept.
For the month of January 2022 to December 2022

Month	SHALAKYA IN DOOR PATIENTS										Percentage (10 Beds)
	Admit Patients					Bed Occupancy					
	Male	Female	Child		Total	Male	Female	Child		Total	
			Male	Female				Male	Female		
Jan-22	8	15	1	1	25	59	85	6	6	156	50.32
Feb-22	20	30	1	0	51	96	135	6	0	237	84.64
Mar-22	10	25	0	0	35	58	131	0	0	189	60.97
Apr-22	19	23	0	1	43	80	112	0	6	198	66.00
May-22	6	21	3	0	30	38	100	15	0	153	49.35
Jun-22	13	32	0	0	45	49	140	8	0	197	65.67
Jul-22	13	20	0	0	33	46	91	0	0	137	44.19
Aug-22	7	24	0	0	31	37	126	0	0	163	52.58
Sep-22	9	14	1	0	24	54	93	11	0	158	52.67
Oct-22	7	4	1	1	13	40	20	2	6	68	21.94
Nov-22	7	24	1	0	32	34	134	7	0	175	58.33
Dec-22	7	16	0	0	23	53	110	12	0	175	56.45
Total	126	248	8	3	385	644	1277	67	18	2006	54.96

Total Percentage of Bed Occupancy :-2006*100/10/365= 54.96


H.O.D.
विभाग प्रमुख
शालाक्य विभाग
 शे. स. ने. जैन आयुर्वेद रुग्णालय, सोलापूर


R.M.O.
आर. एम. ओ.
 शेट सखाराम नेमचंद आयुर्वेद
 रुग्णालय, सोलापूर.


Superintendent
 प्र. प्राचार्य तथा वैद्यकीय अधीक्षक
 शेट गोविंदजी रावजी आयुर्वेदिक महाविद्यालय
 संलग्न रुग्णालय, सोलापूर.

Seth Sakharam Nemchand Jain Ayurved Rugnalaya, Solapur.

Monthly Report of I.P.D. & Bed Occupancy Hospital.

For the month of January 2022 to December 2022

Month	HOSPITAL IN DOOR PATIENTS						
	Bed Occupancy						
	Kayachikitsa	Panchakarma	Prasuti	Balroga	Shalya	Shalakyia	Total
Jan-22	786	198	361	244	242	156	1987
Feb-22	816	241	302	134	236	237	1966
Mar-22	810	280	408	248	180	189	2115
Apr-22	626	121	299	173	152	198	1569
May-22	754	124	412	242	251	153	1936
Jun-22	778	157	336	203	156	197	1827
Jul-22	725	118	414	196	212	137	1802
Aug-22	675	133	327	188	172	163	1658
Sep-22	621	215	393	269	207	158	1863
Oct-22	425	191	294	182	206	68	1366
Nov-22	613	188	378	214	247	175	1815
Dec-22	685	207	395	237	295	175	1994
Total	8314	2173	4319	2530	2556	2006	21898

Total Percentage of Bed Occupancy :- $21898 \times 100 / 100 / 365 = 59.99$


R.M.O.

आर. एम. ओ.

शेठ सखाराम नेमचंद आयुर्वेद
रुग्णालय, सोलापूर.


Superintendent

प्र. प्राचार्य तथा वैद्यकीय अधीक्षक
शेठ गोविंदजी रावजी आयुर्वेदिक महाविद्यालय
संलग्न रुग्णालय, सोलापूर.


Seth Sakham Nemchand Jain Ayurved Rugnalaya, Solapur.
Monthly Report of I.P.D. & Bed Occupancy Hospital.
For the month of January 2022 to December 2022

Month	HOSPITAL IN DOOR PATIENTS							Percentage (100Bed)	Alloted Beds
	Bed Occupancy								
	Kayachikitsa	Panchakarma	Prasuti	Balroga	Shalya	Shalakya	Total		
Jan-22	786	198	361	244	242	156	1987	64.10	100
	63.39	63.87	58.23	78.71	78.06	50.32			
Feb-22	816	241	302	134	236	237	1966	70.21	100
	72.86	86.07	53.93	47.86	84.29	84.64			
Mar-22	810	280	408	248	180	189	2115	68.23	100
	65.32	90.32	65.81	80.00	58.06	60.97			
Apr-22	626	121	299	173	152	198	1569	52.30	100
	52.17	40.33	49.83	57.67	50.67	66.00			
May-22	754	124	412	242	251	153	1936	62.45	100
	60.81	40.00	66.45	78.06	80.97	49.35			
Jun-22	778	157	336	203	156	197	1827	60.90	100
	64.83	52.33	56.00	67.67	52.00	65.67			
Jul-22	725	118	414	196	212	137	1802	58.13	100
	58.47	38.06	66.77	63.23	68.39	44.19			
Aug-22	675	133	327	188	172	163	1658	53.48	100
	54.44	42.90	52.74	60.65	55.48	52.58			
Sep-22	621	215	393	269	207	158	1863	62.10	100
	51.75	71.67	65.50	89.67	69.00	52.67			
Oct-22	425	191	294	182	206	68	1366	44.06	100
	34.27	61.61	47.42	58.71	66.45	21.94			
Nov-22	613	188	378	214	247	175	1815	60.50	100
	51.08	62.67	63.00	71.33	82.33	58.33			
Dec-22	685	207	395	237	295	175	1994	64.32	100
	55.24	66.77	63.71	76.45	95.16	56.45			
Total	8314	2173	4319	2530	2556	2006	21898	59.99	100
	56.95	59.53	59.16	69.32	70.03	54.96	59.99		

Total Percentage of Bed Occupancy :- $21898 \times 100 / 100 / 365 = 59.99$


R.M.O.

आर. एम. ओ.
 शैठ सखाराम नेमचंद आयुर्वेद
 रणालय, सोलापूर.



Superintendent
 प्र. प्राचार्य तथा वैद्यकीय अधीक्षक
 शैठ गोविंदजी रावजी आयुर्वेदिक महाविद्यालय
 संलग्न रुग्णालय, सोलापूर.


Seth Sakharam Nemchand Jain Ayurved Hospital, Solapur

In Door Patients (IPD)

For the month of January 2022 to December 2022

Month	Kayachikitsa Dept.			Panchakarma Dept.			Prasuti Dept.			Balrog Dept.			Shalya Dept.			Shalaky Dept.			Total		
	New	Old	Total	New	Old	Total	New	Old	Total	New	Old	Total	New	Old	Total	New	Old	Total	New	Old	Total
Jan-22	74	712	786	27	171	198	59	302	361	35	209	244	16	226	242	25	131	156	236	1751	1987
Feb-22	63	753	816	28	213	241	49	253	302	23	111	134	20	216	236	51	186	237	234	1732	1966
Mar-22	61	749	810	38	242	280	63	345	408	39	209	248	15	165	180	35	154	189	251	1864	2115
Apr-22	52	574	626	18	103	121	47	252	299	29	144	173	12	140	152	43	155	198	201	1368	1569
May-22	65	689	754	18	106	124	65	347	412	31	211	242	13	238	251	30	123	153	222	1714	1936
Jun-22	63	715	778	25	132	157	55	281	336	31	172	203	14	142	156	45	152	197	233	1594	1827
Jul-22	51	674	725	20	98	118	79	335	414	37	159	196	20	192	212	33	104	137	240	1562	1802
Aug-22	54	621	675	22	111	133	55	272	327	25	163	188	15	157	172	31	132	163	202	1456	1658
Sep-22	49	572	621	30	185	215	71	322	393	39	230	269	10	197	207	24	134	158	223	1640	1863
Oct-22	44	381	425	26	165	191	62	232	294	32	150	182	9	197	206	13	55	68	186	1180	1366
Nov-22	56	557	613	30	158	188	75	303	378	36	178	214	18	229	247	32	143	175	247	1568	1815
Dec-22	63	622	685	27	180	207	65	330	395	37	200	237	17	278	295	23	152	175	232	1762	1994
TOTAL	695	7619	8314	309	1864	2173	745	3574	4319	394	2136	2530	179	2377	2556	385	1621	2006	2707	19191	21898


R.M.O.
आर. एम. ओ.
 शेट सखाराम नेमचंद आयुर्वेद
 रणालय, सोलापूर.


Superintendent
 प्र. प्राचार्य तथा वैद्यकीय अधीक्षक
 शेट गोविंदजी रावजी आयुर्वेदिक महाविद्यालय
 सलग्न रणालय, सोलापूर.