




Seth Sakharam Nemchand Jain Ayurved Rugnalaya, Solapur.
Monthly Report of I.P.D. & Bed Occupancy, Kayachikitsa Dept.
For the month of January 2023 to December 2023

Month	KAYACHIKISTA IN DOOR PATIENTS										Percentage (40 Beds)
	Admit Patients					Bed Occupancy					
	Male	Female	Child		Total	Male	Female	Child		Total	
			Male	Female				Male	Female		
Jan-23	20	29	0	0	49	250	332	0	17	599	48.31
Feb-23	26	27	1	0	54	364	403	1	0	768	68.57
Mar-23	19	34	0	0	53	247	519	0	0	766	61.77
Apr-23	6	29	0	0	35	105	580	0	0	685	57.08
May-23	15	34	0	0	49	101	538	0	0	639	51.53
Jun-23	20	41	0	0	61	152	477	0	0	629	52.42
Jul-23	19	32	0	0	51	253	481	0	0	734	59.19
Aug-23	24	32	0	0	56	256	461	0	0	717	57.82
Sep-23	23	36	0	0	59	273	307	0	0	580	48.33
Oct-23	21	30	0	0	51	245	366	0	0	611	49.27
Nov-23	13	31	2	0	46	223	403	3	0	629	52.42
Dec-23	26	36	0	0	62	279	357	0	2	638	51.45
Total	232	391	3	0	626	2748	5224	4	19	7995	54.76
Total Percentage of Bed Occupancy = $7995 \times 100 / 40 / 365 = 54.76$											


H.O.D.
विभागप्रमुख
 कायचिकित्सा विभाग
 श्रेष्ठ गोविंदजी रावजी आयुर्वेद महाविद्यालय
 व संलग्न रुग्णालय, सोलापूर.


R.M.O.
आर. एम. ओ.
 श्रेष्ठ सखाराम नेमचंद आयुर्वेद
 रुग्णालय, सोलापूर.


Superintendent
प्राचार्य तथा वैद्यकीय अभिक्षक
 श्रेष्ठ गोविंदजी रावजी आयुर्वेद महाविद्यालय
 संलग्न रुग्णालय, सोलापूर.

Seth Sakharam Nemchand Jain Ayurved Rugnalaya, Solapur.
Monthly Report of I.P.D. & Bed Occupancy, Panchakarma Dept.
For the month of January 2023 to December 2023


Month	PANCHAKARMA IN DOOR PATIENTS										Percentage (10 Beds)
	Admit Patients					Bed Occupancy					
	Male	Female	Male Child	Female Child	Total	Male	Female	Male Child	Female Child	Total	
Jan-23	7	18	0	0	25	93	135	0	0	228	73.55
Feb-23	13	14	0	0	27	108	79	0	0	187	66.79
Mar-23	15	17	0	0	32	116	110	0	0	226	72.90
Apr-23	8	20	0	0	28	60	112	0	0	172	55.48
May-23	6	6	0	0	12	62	39	0	0	101	32.58
Jun-23	5	15	0	0	20	61	123	0	0	184	61.33
Jul-23	18	29	0	0	47	138	188	0	0	326	105.16
Aug-23	12	26	0	0	38	95	229	0	0	324	104.52
Sep-23	11	14	0	0	25	111	88	0	0	199	66.33
Oct-23	12	20	0	0	32	154	109	0	0	263	84.84
Nov-23	5	13	0	0	18	20	90	0	0	110	36.67
Dec-23	6	6	0	0	12	68	49	0	0	117	37.74
Total	118	198	0	0	316	1086	1351	0	0	2437	66.77

Total Percentage of Bed Occupancy :- $2437 \times 100 / 10 / 365 = 66.77$

For

H.O.D.
विभाग प्रमुख
पंचकर्म विभाग
 डी. गो. रा. आयुर्वेद महाविद्यालय
 सोलापूर.


R.M.O.
आर. एम. ओ.
 श्रेष्ठ सखाराम नेमचंद आयुर्वेद
 रुग्णालय, सोलापूर.


Superintendent
प्राचार्य तथा वैद्यकीय अभिक्षक
 श्रेष्ठ गोविंदजी रावजी आयुर्वेदिक महाविद्यालय
 संलग्न रुग्णालय, सोलापूर.

Seth Sakharam Nemchand Jain Ayurved Rugnalaya, Solapur.

Monthly Report of I.P.D. & Bed Occupancy, Prasuti Dept.

For the month of January 2023 to December 2023

Month	PRASUTI IN DOOR PATIENTS						Percentage (20 Beds)
	Admit Patients			Bed Occupancy			
	Female	Female Child	Total	Female	Female Child	Total	
Jan-23	57	0	57	351	0	351	56.61
Feb-23	65	1	66	310	3	310	55.36
Mar-23	58	0	58	258	0	258	41.61
Apr-23	80	0	80	446	0	446	71.94
May-23	72	0	72	363	0	363	58.55
Jun-23	72	0	72	380	0	380	63.33
Jul-23	58	0	58	335	0	335	54.03
Aug-23	72	0	72	325	0	325	52.42
Sep-23	66	0	66	375	0	375	62.50
Oct-23	72	0	72	378	0	378	60.97
Nov-23	61	0	61	340	0	340	56.67
Dec-23	47	0	47	304	0	304	49.03
Total	780	1	781	4165	3	4165	57.05

Total Percentage of Bed Occupancy :- $4165 \times 100 / 20 / 365 = 57.05$

H.O.D.

स्त्री रोग विभाग प्रमुख
स्त्रीरोग प्रसूति तंत्र विभाग

शेठ सखाराम नेमचंद जैन आयुर्वेद रुग्णालय, सोलापूर

R.M.O.

आर. एम. ओ.

शेठ सखाराम नेमचंद आयुर्वेद
रुग्णालय, सोलापूर.

Superintendent

प्राचार्य तथा वैद्यकीय अभिक्षक
शेठ गोविंदजी रावजी आयुर्वेदिक महाविद्यालय
संलग्न रुग्णालय, सोलापूर.

Seth Sakharam Nemchand Jain Ayurved Rugnalaya, Solapur.
Monthly Report of I.P.D. & Bed Occupancy, Balroga Dept.
For the month of January 2023 to December 2023

Month	BALROGA IN DOOR PATIENTS						Percentage (10 Beds)
	Admit Patients			Bed Occupancy			
	Male	Female	Total	Male	Female	Total	
Jan-23	14	15	29	99	73	172	55.48
Feb-23	11	15	26	75	90	165	58.93
Mar-23	8	8	16	78	98	176	56.77
Apr-23	11	6	17	96	84	180	60.00
May-23	7	3	10	82	58	140	45.16
Jun-23	7	12	19	74	96	170	56.67
Jul-23	8	9	17	82	102	184	59.35
Aug-23	8	4	12	115	54	169	54.52
Sep-23	12	9	21	155	99	254	84.67
Oct-23	12	3	15	179	37	216	69.68
Nov-23	7	6	13	99	82	181	60.33
Dec-23	8	3	11	151	75	226	72.90
Total	113	93	206	1285	948	2233	61.18
Total Percentage of Bed Occupancy :-2233*100/10/365= 61.18							


H.O.D.
विभाग प्रमुख
 बालरोग विभाग
 जन. जे. आयु. रुग्णालय, सोलापूर



R.M.O.
आर. एम. ओ.
 शोध सखाराम नेमचंद आयुर्वेद
 रुग्णालय, सोलापूर.


Superintendent
 प्राचार्य तथा वैद्यकीय अभिक्षक
 शोध गोविंदजी रावजी आयुर्वेदिक महाविद्यालय
 संतान रुग्णालय, सोलापूर.


Seth Sakharam Nemchand Jain Ayurved Rugnalaya, Solapur.
Monthly Report of I.P.D. & Bed Occupancy, Shalya Dept.
For the month of January 2023 to December 2023

Month	SHALYA IN DOOR PATIENTS										Percentage (10 Beds)
	Admit Patients					Bed Occupancy					
	Male	Female	Child		Total	Male	Female	Child		Total	
			Male	Female				Male	Female		
Jan-23	8	9	0	0	17	90	113	0	0	203	65.48
Feb-23	10	12	0	1	23	57	141	0	7	205	73.21
Mar-23	13	11	0	0	24	143	109	0	1	253	81.61
Apr-23	5	4	0	0	9	135	133	0	0	268	89.33
May-23	11	10	2	0	23	100	74	12	0	186	60.00
Jun-23	9	11	2	2	24	42	65	22	20	149	49.67
Jul-23	15	11	2	1	29	118	91	16	2	227	73.23
Aug-23	5	6	1	0	12	87	67	8	0	162	52.26
Sep-23	4	5	0	1	10	50	110	0	10	170	56.67
Oct-23	13	10	0	0	23	147	103	0	0	250	80.65
Nov-23	6	11	0	0	17	78	150	0	0	228	76.00
Dec-23	5	9	0	3	17	56	83	0	43	182	58.71
Total	104	109	7	8	228	1103	1239	58	83	2483	68.03

Total Percentage of Bed Occupancy :- $2483 \times 100 / 10 / 365 = 68.03$


H.O.D.
Surgery Dept.
 Seth Govindji Raoji Ayu. College,
 & S.S.N.J. Ayurved Hospital, Solapur.


R.M.O.
आर. एम. ओ.
 शेट सखाराम नेमचंद आयुर्वेद
 रुग्णालय, सोलापूर.


Superintendent
प्राचार्य तथा वैद्यकीय अभिक्षक
 शेट गोविंदजी रावजी आयुर्वेदिक महाविद्यालय
 संतान रुग्णालय, सोलापूर.

Seth Sakharam Nemchand Jain Ayurved Rugnalaya, Solapur.
Monthly Report of I.P.D. & Bed Occupancy, Shalaky Dept.
For the month of January 2023 to December 2023

Month	SHALAKYA IN DOOR PATIENTS										Percentage (10 Beds)
	Admit Patients					Bed Occupancy					
	Male	Female	Child		Total	Male	Female	Child		Total	
			Male	Female				Male	Female		
Jan-23	10	15	0	0	25	59	91	0	0	150	48.39
Feb-23	8	26	0	0	34	48	131	0	0	179	63.93
Mar-23	1	24	0	0	25	2	144	0	0	146	47.10
Apr-23	10	20	0	0	30	47	123	0	0	170	56.67
May-23	9	22	0	0	31	47	88	0	0	135	43.55
Jun-23	12	14	0	0	26	58	90	0	0	148	49.33
Jul-23	10	17	0	0	27	66	109	0	0	175	56.45
Aug-23	12	17	1	0	30	106	118	6	0	230	74.19
Sep-23	8	8	0	1	17	42	49	0	8	99	33.00
Oct-23	8	13	0	0	21	77	94	0	2	173	55.81
Nov-23	11	13	0	0	24	44	63	0	0	107	35.67
Dec-23	5	14	0	0	19	37	93	0	0	130	41.94
Total	104	203	1	1	309	633	1193	6	10	1842	50.47
Total Percentage of Bed Occupancy :-1842*100/10/365= 50.47											

for 

H.O.D.
विभाग प्रमुख
शालाक्य विभाग
 स. ने. जैन आयुर्वेद रुग्णालय, सोलापूर



R.M.O.
आर. एम. ओ.
 श्रेष्ठ सखाराम नेमचंद आयुर्वेद
 रुग्णालय, सोलापूर.




Superintendent
 प्राचार्य तथा वैद्यकीय अभिक्षक
 श्रेष्ठ गोविंदजी रावजी आयुर्वेदिक महाविद्यालय
 सोलापूर रुग्णालय, सोलापूर.

Seth Sakharam Nemchand Jain Ayurved Rugnalaya, Solapur.
Monthly Report of I.P.D. & Bed Occupancy Hospital.
For the month of January 2023 to December 2023

Month	HOSPITAL IN DOOR PATIENTS							Percentage (100Bed)	Alloted Beds
	Bed Occupancy								
	Kayachikitsa	Panchakarma	Prasuti	Balroga	Shalya	Shalakya	Total		
Jan-23	599	228	351	172	203	150	1703	54.94	100
	48.31	73.55	56.61	55.48	65.48	48.39			
Feb-23	768	187	310	165	205	179	1814	64.79	100
	68.57	66.79	55.36	58.93	73.21	63.93			
Mar-23	766	226	258	176	253	146	1825	58.87	100
	61.77	72.90	41.61	56.77	81.61	47.10			
Apr-23	685	172	446	180	268	170	1921	64.03	100
	57.08	57.33	74.33	60.00	89.33	56.67			
May-23	639	101	363	140	186	135	1564	50.45	100
	51.53	32.58	58.55	45.16	60.00	43.55			
Jun-23	629	184	380	170	149	148	1660	55.33	100
	52.42	61.33	63.33	56.67	49.67	49.33			
Jul-23	734	326	335	184	227	175	1981	63.90	100
	59.19	105.16	54.03	59.35	73.23	56.45			
Aug-23	717	324	325	169	162	230	1927	62.16	100
	57.82	104.52	52.42	54.52	52.26	74.19			
Sep-23	580	199	375	254	170	99	1677	55.90	100
	48.33	66.33	62.50	84.67	56.67	33.00			
Oct-23	611	263	378	216	250	173	1891	61.00	100
	49.27	84.84	60.97	69.68	80.65	55.81			
Nov-23	629	110	340	181	228	107	1595	53.17	100
	52.42	36.67	56.67	60.33	76.00	35.67			
Dec-23	638	117	304	226	182	130	1597	51.52	100
	51.45	37.74	49.03	72.90	58.71	41.94			
Total	7995	2437	4165	2233	2483	1842	21155	57.96	100
	54.76	66.77	57.05	61.18	68.03	50.47	57.96		

Total Percentage of Bed Occupancy :- $21140 \times 100 / 100 / 365 = 57.92$


R.M.O.
आर. एम. ओ.
 श्रेष्ठ सखाराम नेमचंद आयुर्वेद
 रुग्णालय, सोलापूर.


Superintendent
 प्राचार्य तथा वैद्यकीय अभिक्षक
 श्रेष्ठ गोविंदजी रावजी आयुर्वेदिक महाविद्यालय
 संलग्न रुग्णालय, सोलापूर.

Seth Sakharam Nemchand Jain Ayurved Rugnalaya, Solapur.

Monthly Report of I.P.D. & Bed Occupancy Hospital.

For the month of January 2023 to December 2023

Month	HOSPITAL IN DOOR PATIENTS						
	Bed Occupancy						
	Kayachikitsa	Panchakarma	Prasuti	Balroga	Shalya	Shalakyia	Total
Jan-23	599	228	351	172	203	150	1703
Feb-23	768	187	310	165	205	179	1814
Mar-23	766	226	258	176	253	146	1825
Apr-23	685	172	446	180	268	170	1921
May-23	639	101	363	140	186	135	1564
Jun-23	629	184	380	170	149	148	1660
Jul-23	734	326	335	184	227	175	1981
Aug-23	717	324	325	169	162	230	1927
Sep-23	580	199	375	254	170	99	1677
Oct-23	611	263	378	216	250	173	1891
Nov-23	629	110	340	181	228	107	1595
Dec-23	638	117	304	226	182	130	1597
Total	7995	2437	4165	2233	2483	1842	21155
Total Percentage of Bed Occupancy :- $21140 \times 100 / 100 / 365 = 57.92$							


R.M.O.

आर. एम. ओ.
शेठ सखाराम नेमचंद आयुर्वेद
रुग्णालय, सोलापूर.


Superintendent

प्राचार्य तथा वैद्यकीय अधीक्षक
शेठ गोविंदजी रावजी आयुर्वेदिक महाविद्यालय
संलग्न रुग्णालय, सोलापूर.


Seth Sakharam Nemchand Jain Ayurved Rugnalaya, Solapur.

Monthly Report of I.P.D. & Bed Occupancy Hospital.

For the month of January 2023 to December 2023

Month	HOSPITAL IN DOOR PATIENTS						
	Bed Occupancy						
	Kayachikitsa	Panchakarma	Prasuti	Balroga	Shalya	Shalakyia	Total
Jan-23	599	228	351	172	203	150	1703
Feb-23	768	187	310	165	205	179	1814
Mar-23	766	226	258	176	253	146	1825
Apr-23	685	172	446	180	268	170	1921
May-23	639	101	363	140	186	135	1564
Jun-23	629	184	380	170	149	148	1660
Jul-23	734	326	335	184	227	175	1981
Aug-23	717	324	325	169	162	230	1927
Sep-23	580	199	375	254	170	99	1677
Oct-23	611	263	378	216	250	173	1891
Nov-23	629	110	340	181	228	107	1595
Dec-23	638	117	304	226	182	130	1597
Total	7995	2437	4165	2233	2483	1842	21155
Total Percentage of Bed Occupancy :- $21155 \times 100 / 100 / 365 = 57.96$							


R.M.O.
आर. एम. ओ.
शेठ सखाराम नेमचंद आयुर्वेद
रुग्णालय, सोलापूर.



Superintendent
प्राचार्य तथा वैद्यकीय अभिक्षक
शेठ गोविंदजी रावजी आयुर्वेदिक महाविद्यालय
संलग्न रुग्णालय, सोलापूर.

Seth Sakharam Nemchand Jain Ayurved Rugnalaya, Solapur.
Monthly Report of I.P.D. & Bed Occupancy Hospital.
For the month of January 2023 to December 2023

Month	HOSPITAL IN DOOR PATIENTS							Percentage (100Bed)	Alloted Beds
	Bed Occupancy								
	Kayachikitsa	Panchakarma	Prasuti	Balroga	Shalya	Shalakya	Total		
Jan-23	599	228	351	172	203	150	1703	54.94	100
	48.31	73.55	56.61	55.48	65.48	48.39			
Feb-23	768	187	310	165	205	179	1814	64.79	100
	68.57	66.79	55.36	58.93	73.21	63.93			
Mar-23	766	226	258	176	253	146	1825	58.87	100
	61.77	72.90	41.61	56.77	81.61	47.10			
Apr-23	685	172	446	180	268	170	1921	64.03	100
	57.08	57.33	74.33	60.00	89.33	56.67			
May-23	639	101	363	140	186	135	1564	50.45	100
	51.53	32.58	58.55	45.16	60.00	43.55			
Jun-23	629	184	380	170	149	148	1660	55.33	100
	52.42	61.33	63.33	56.67	49.67	49.33			
Jul-23	734	326	335	184	227	175	1981	63.90	100
	59.19	105.16	54.03	59.35	73.23	56.45			
Aug-23	717	324	325	169	162	230	1927	62.16	100
	57.82	104.52	52.42	54.52	52.26	74.19			
Sep-23	580	199	375	254	170	99	1677	55.90	100
	48.33	66.33	62.50	84.67	56.67	33.00			
Oct-23	611	263	378	216	250	173	1891	61.00	100
	49.27	84.84	60.97	69.68	80.65	55.81			
Nov-23	629	110	340	181	228	107	1595	53.17	100
	52.42	36.67	56.67	60.33	76.00	35.67			
Dec-23	638	117	304	226	182	130	1597	51.52	100
	51.45	37.74	49.03	72.90	58.71	41.94			
Total	7995	2437	4165	2233	2483	1842	21155	57.96	100
	54.76	66.77	57.05	61.18	68.03	50.47	57.96		

Total Percentage of Bed Occupancy :- $21155 \times 100 / 100 / 365 = 57.96$


R.M.O.
आर. एम. ओ.
 शेट सखाराम नेमचंद आयुर्वेद
 रुग्णालय, सोलापूर.


Superintendent
 प्राचार्य तथा वैद्यकीय अधिकारक
 शेट गोविंदजी रावजी आयुर्वेदिक महाविद्यालय
 संलग्न रुग्णालय, सोलापूर.

Seth Sakharam Nemchand Jain Ayurved Hospital, Solapur

In Door Patients (IPD)

For the month of January 2023 to December 2023

Month	Kayachikitsa Dept.			Panchakarma Dept.			Prasuti Dept.			Balrog Dept.			Shalya Dept.			Shalaky Dept.			Total		
	New	Old	Total	New	Old	Total	New	Old	Total	New	Old	Total	New	Old	Total	New	Old	Total	New	Old	Total
Jan-23	49	550	599	25	203	228	57	294	351	29	143	172	17	186	203	25	125	150	202	1501	1703
Feb-23	54	714	768	27	160	187	66	244	310	26	139	165	23	182	205	34	145	179	230	1584	1814
Mar-23	53	713	766	32	194	226	58	200	258	16	160	176	24	229	253	25	121	146	208	1617	1825
Apr-23	35	650	685	28	144	172	80	366	446	17	163	180	9	259	268	30	140	170	199	1722	1921
May-23	49	590	639	12	89	101	72	291	363	10	130	140	23	163	186	31	104	135	197	1367	1564
Jun-23	61	568	629	20	164	184	72	308	380	19	151	170	24	125	149	26	122	148	222	1438	1660
Jul-23	51	683	734	47	279	326	58	277	335	17	167	184	29	198	227	27	148	175	229	1752	1981
Aug-23	56	661	717	38	286	324	72	253	325	12	157	169	12	150	162	30	200	230	220	1707	1927
Sep-23	59	521	580	25	174	199	66	309	375	21	233	254	10	160	170	17	82	99	198	1479	1677
Oct-23	51	560	611	32	231	263	72	306	378	15	201	216	23	227	250	21	152	173	214	1677	1891
Nov-23	46	583	629	18	92	110	61	279	340	13	168	181	17	211	228	24	83	107	179	1416	1595
Dec-23	62	576	638	12	105	117	47	257	304	11	215	226	17	165	182	19	111	130	168	1429	1597
TOTAL	626	7369	7995	316	2121	2437	781	3384	4165	206	2027	2233	228	2255	2483	309	1533	1842	2466	18689	21155

R.M.O.
आर.एम.ओ.

शेठ सखाराम नेमचंद आयुर्वेद
रुग्णालय, सोलापूर.

Superintendent

प्राचार्य तथा वैद्यकीय अधिकारी
शेठ गोविंदजी रावजी आयुर्वेदिक महाविद्यालय
सोलापूर जिल्हा, सोलापूर.